



Downtown Wayfinding Program

City of Longmont

90% DESIGN INTENT | LON1693 | NOVEMBER 29, 2021

COLORS

C1

NAVY BLUE

PRINT

Pantone 540 C²

PAINT¹

MP13702
Beale Street Blues

VINYL FILMS

Transluscent Graphic Films
540 C
Pantone match

C2

COPPER

Pantone 163 C

MP00181
Peachy Pink

Transluscent Graphic Films
163 C
custom match Pantone

C3

MEDIUM BLUE

Pantone 653 C

MP09460
Blue Collar

Transluscent Graphic Films
653 C
custom match Pantone

C5

SILVER

–

MP18133
Grey Steel Metallic

3M 180-220 Light Silver
Metallic Graphic Film

C6

WHITE

–

SOA202SP
Natural White
(Matthews Factory Mix)

V1

3M 7725 Opaque Matte White

V2

3M 3430 Reflective White
(Engineer Grade Prismatic)

¹ Matthews Paint (satin finish unless specified otherwise).

² Certain sign faces or letters require retro-reflective graphics & may need to be printed on 3M Engineer Grade Prismatic Reflective Sheeting (3430) to acheive proper color match (see sign type drawings). DOT/MUTCD requirements must be met.

BRAND GRAPHICS




City Graphic Pattern
Designer to provide final artwork



Downtown Graphic Pattern
Designer to provide final artwork

CONCRETE BASE FORMS



Scott System
Urethane Form Liner
#176 Rough Brick

BRICK/MORTAR COLOR MATCH
TBD

FONTS

Fonts must be purchased or obtained by sign fabricator.

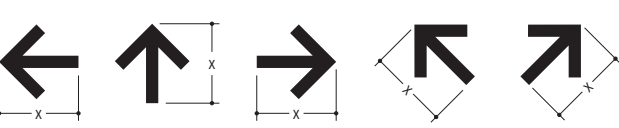
T1 Interstate Regular

Aa Bb Cc Dd Ee Ff Gg Hh Ii Jj Kk Ll Mm Nn Oo
Pp Qq Rr Ss Tt Uu Vv Ww Xx Yy Zz
1 2 3 4 5 6 7 8 9 0

T2 Interstate Bold

Aa Bb Cc Dd Ee Ff Gg Hh Ii Jj Kk Ll Mm Nn
Oo Pp Qq Rr Ss Tt Uu Vv Ww Xx Yy Zz
1 2 3 4 5 6 7 8 9 0

GRAPHICS



Arrow
Designer to provide final artwork

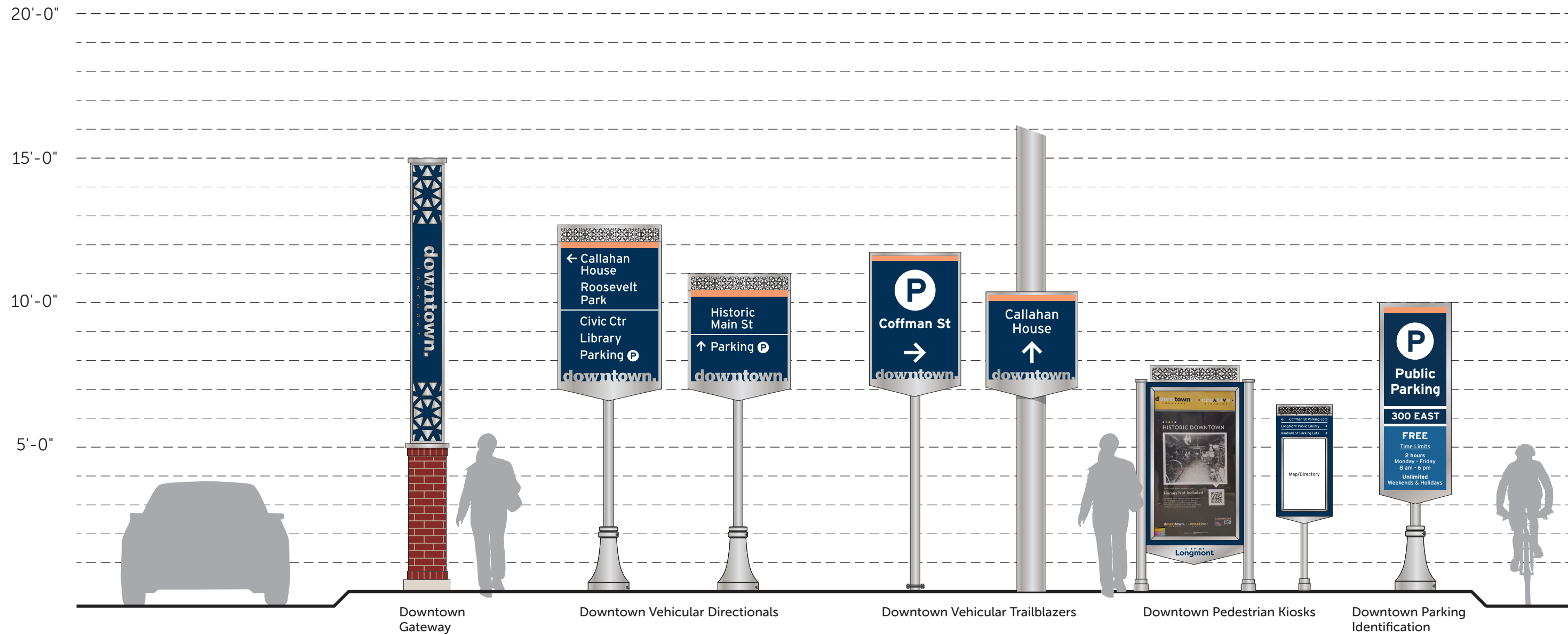
X dimension should remain the same when rotating arrow

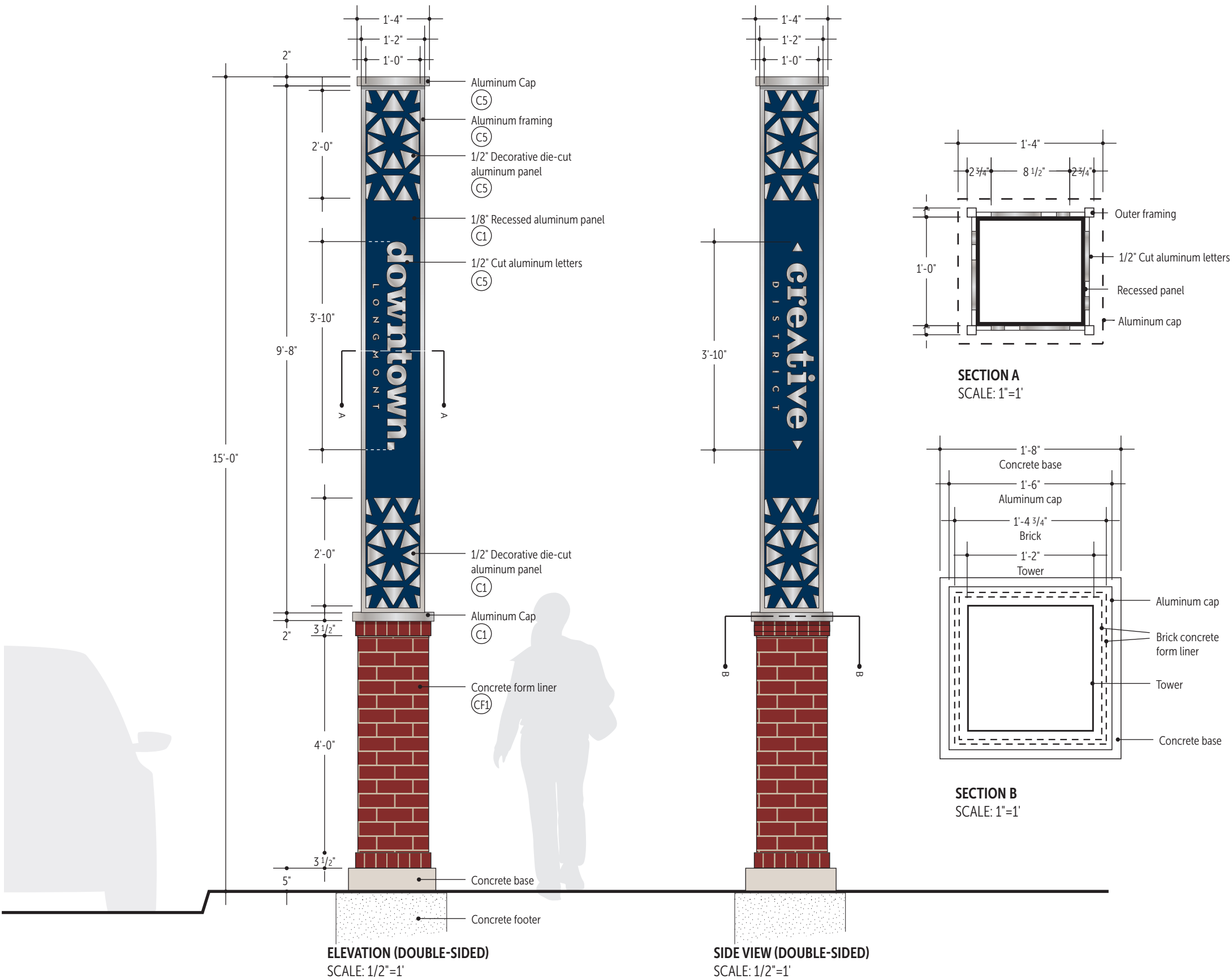
downtown.
L O N G M O N T

creative
D I S T R I C T



Logos
Downtown to provide final artwork





GENERAL NOTES

1. Sign contractor shall be responsible for design and engineering of supports, anchors and miscellaneous steel or metal required for installation.
2. The sign contractor's structural engineer shall be licensed in the State of Colorado and certify all connections and support details.
3. Isolate dissimilar materials as required.
4. Field dimensions shall be taken by the sign contractor prior to preparation of shop drawings and fabrication wherepossible. It is the responsibility of the sign contractor to site verify all sign locations for accuracy, fit, and potential obstacles. Sign contractor shall notify appropriate person(s) of any issues, discrepancies and potential obstacles per the attached Performance Specifications, contract or specified communication process.
5. It is the responsibility of the sign contractor to contact appropriate organizations to verify locations of underground utilities.
6. Sign contractor must obtain all permits and field inspection approvals necessary to complete work per City requirements. All sign locations need to be located and staked by sign contractor and approved by the City prior to installation.
7. Masonry dimensions are approximate; sign contractor to verify and adjust as needed. Final dimensions must appear on shop drawings for review and approval.
8. Sign contractor must clean and seal masonry to prevent moisture, discoloration and other defects due to weather and environmental conditions.
9. Sign contractor must submit brick, stone, and mortar samples for review and approval.
10. Sign contractor shall follow any additional requirements presented in the attached Performance Specifications and Design Intent Documents.

date 11.29.21

contact

project LON1693

phase 90% Design Intent revision 0

NOT FOR CONSTRUCTION
These drawings and notes are for the sole purpose of expressing visual design intent and are not intended for actual fabrication purposes. Sign Contractor accepts total responsibility for final material selection, fabrication and installation methods. Electronic files are not construction documents and cannot be relied upon as identical to construction documents because of changes or errors induced by translation, transmission, or alterations while under the control of others. Use of information contained in the electronic files is at the user's sole risk and without liability to Design Professional and its consultants. Refer to provided performance specifications for details on designer expectations of Fabricator and fabrication process.
Copyright © Guide Studio, Inc. All rights reserved.

sheet

Guide

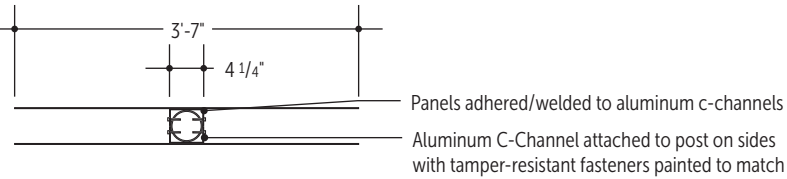
13110 Shaker Square, Suite 101
Cleveland, Ohio 44120
guidestudio.com

pm C. Fromet
design K. Fromet

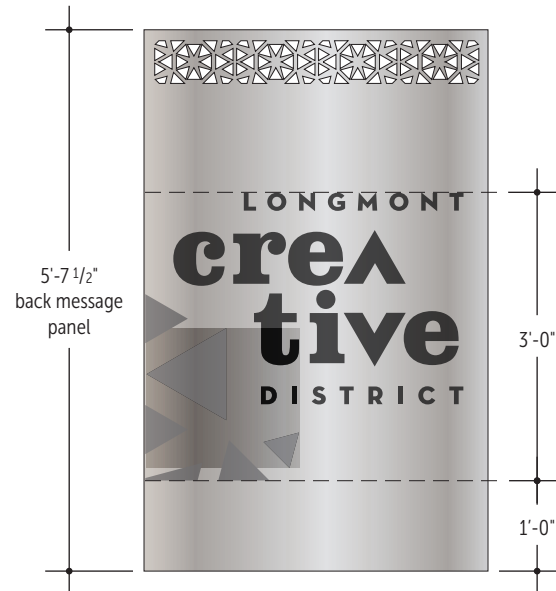
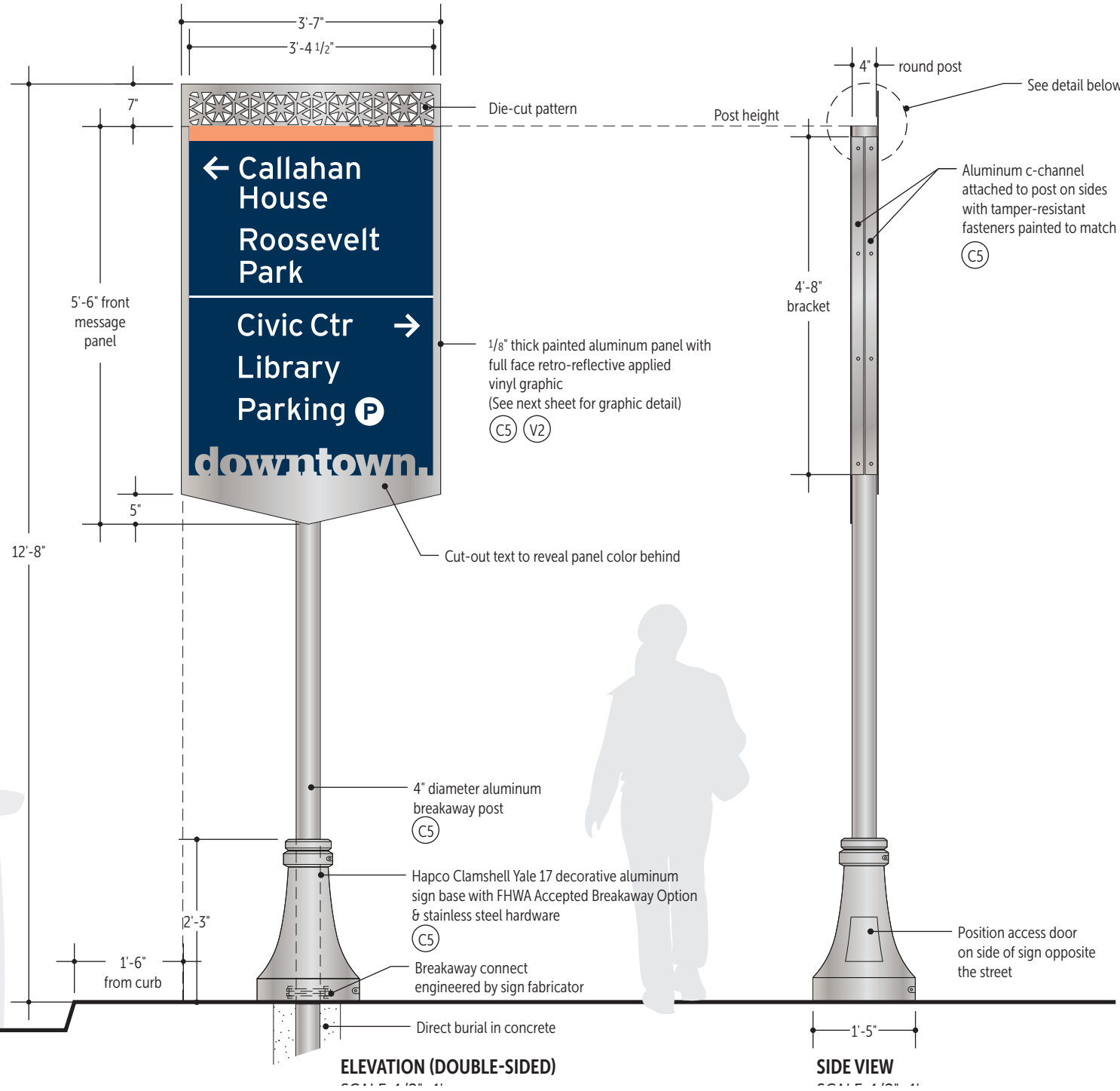
City of Longmont
Downtown Wayfinding Program

Downtown Gateway
Sign Type DG.1

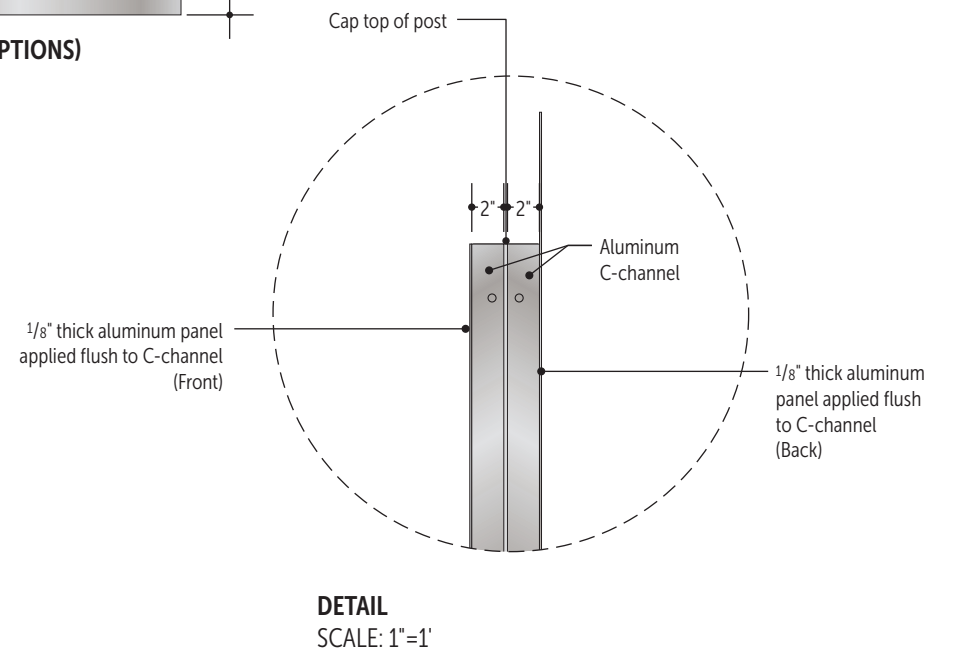
1



TOP VIEW
SCALE: 1/2"=1'



BACK VIEW (2 OPTIONS)
SCALE: 1/2"=1'



GENERAL NOTES

1. Sign contractor shall be responsible for design and engineering of supports, anchors and miscellaneous steel or metal required for installation.
2. The sign contractor's structural engineer shall be licensed in the State of Colorado and certify all connections and support details.
3. Isolate dissimilar materials as required.
4. Field dimensions shall be taken by the sign contractor prior to preparation of shop drawings and fabrication wherepossible. It is the responsibility of the sign contractor to site verify all sign locations for accuracy, fit, and potential obstacles. Sign contractor shall notify appropriate person(s) of any issues, discrepancies and potential obstacles per the attached Performance Specifications, contract or specified communication process.
5. It is the responsibility of the sign contractor to contact appropriate organizations to verify locations of underground utilities.
6. Sign contractor must obtain all permits and field inspection approvals necessary to complete work per City requirements. All sign locations need to be located and staked by sign contractor and approved by the City prior to installation.
7. Masonry dimensions are approximate; sign contractor to verify and adjust as needed. Final dimensions must appear on shop drawings for review and approval.
8. Sign contractor must clean and seal masonry to prevent moisture, discoloration and other defects due to weather and environmental conditions.
9. Sign contractor must submit brick, stone, and mortar samples for review and approval.
10. Sign contractor shall follow any additional requirements presented in the attached Performance Specifications and Design Intent Documents.

date 11.29.21

contact

project LON1693

phase 90% Design Intent revision 0

NOT FOR CONSTRUCTION

These drawings and notes are for the sole purpose of expressing visual design intent and are not intended for actual fabrication purposes. Sign Contractor accepts total responsibility for final material selection, fabrication and installation methods. Electronic files are not construction documents and cannot be relied upon as identical to construction documents because of changes or errors induced by translation, transmission, or alterations while under the control of others. Use of information contained in the electronic files is at the user's sole risk and without liability to Design Professional and its consultants. Refer to provided performance specifications for details on designer expectations of Fabricator and fabrication process. Copyright © Guide Studio, Inc. All rights reserved.

sheet

Guide

13110 Shaker Square, Suite 101
Cleveland, Ohio 44120
guidestudio.com

pm C. Fromet
design K. Fromet

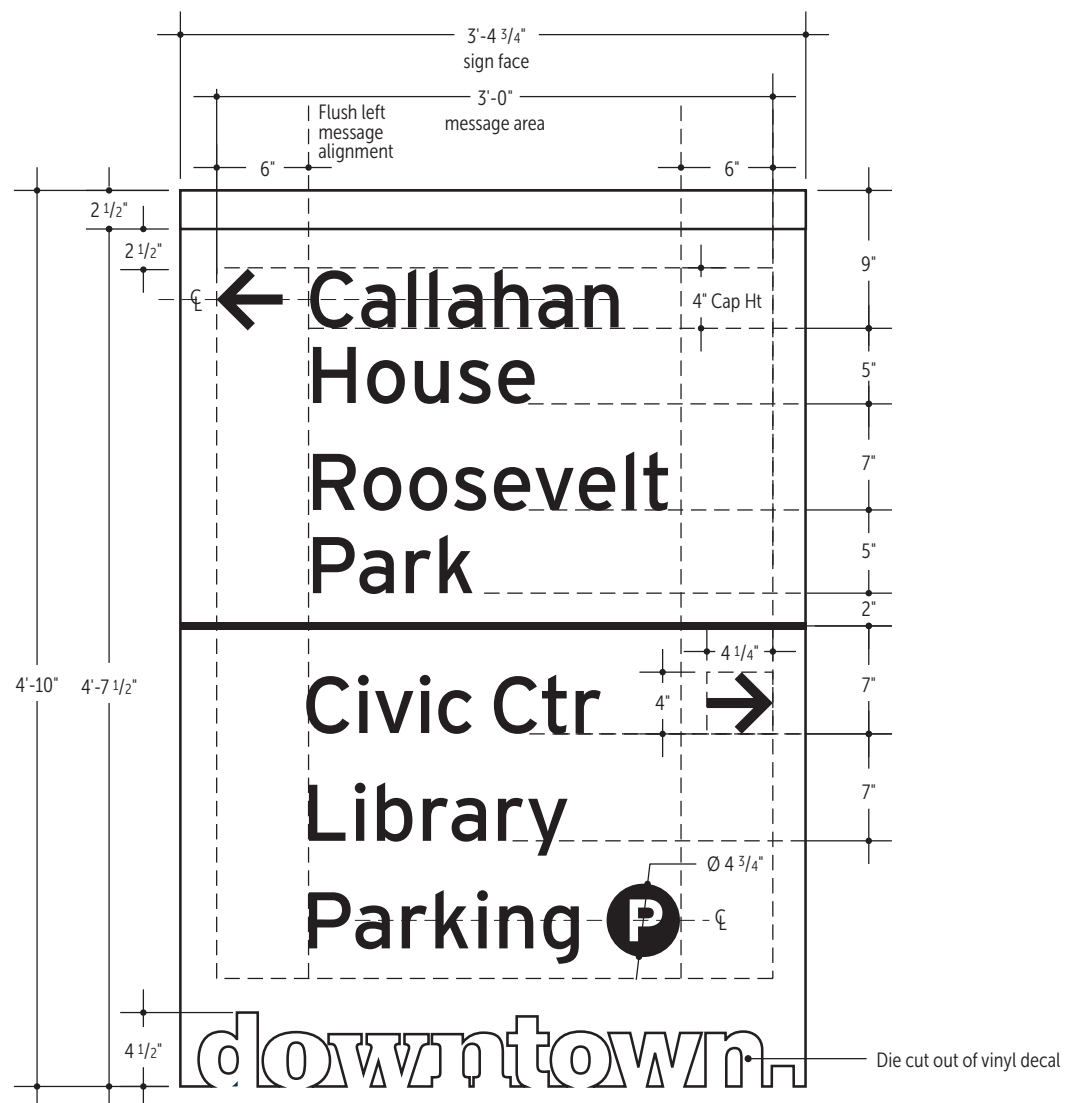
City of Longmont
Downtown Wayfinding Program

Downtown Directional
Sign Type DWF.1

2



COLOR BREAKDOWN LAYOUT DETAIL
SCALE: 1"=1'

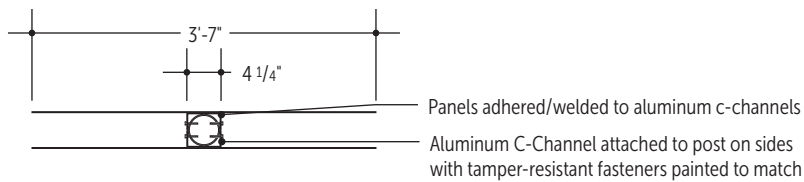


MESSAGE LAYOUT DETAIL
SCALE: 1"=1'

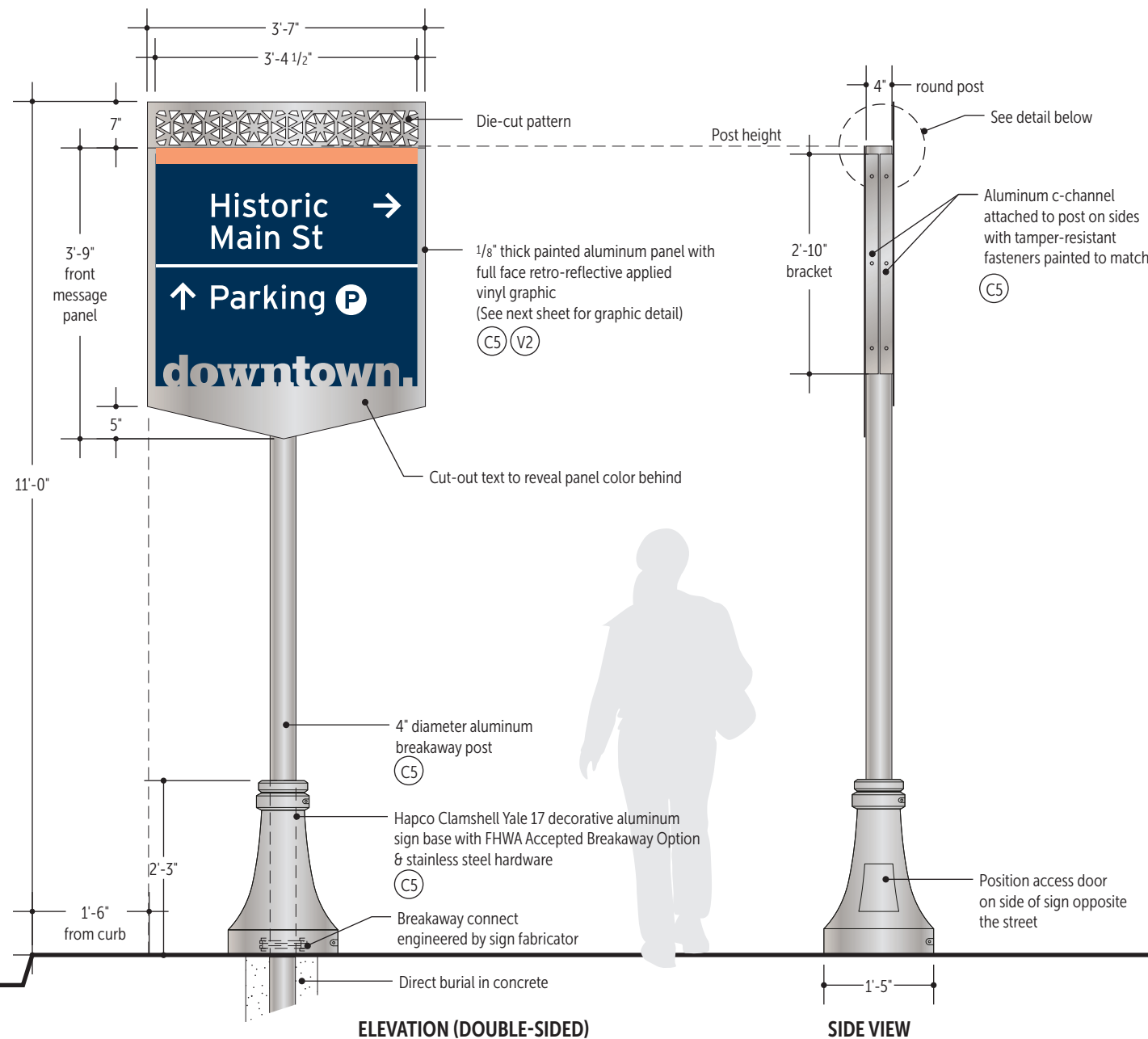
GENERAL NOTES

1. Sign contractor shall be responsible for design and engineering of supports, anchors and miscellaneous steel or metal required for installation.
2. The sign contractor's structural engineer shall be licensed in the State of Colorado and certify all connections and support details.
3. Isolate dissimilar materials as required.
4. Field dimensions shall be taken by the sign contractor prior to preparation of shop drawings and fabrication wherepossible. It is the responsibility of the sign contractor to site verify all sign locations for accuracy, fit, and potential obstacles. Sign contractor shall notify appropriate person(s) of any issues, discrepancies and potential obstacles per the attached Performance Specifications, contract or specified communication process.
5. It is the responsibility of the sign contractor to contact appropriate organizations to verify locations of underground utilities.
6. Sign contractor must obtain all permits and field inspection approvals necessary to complete work per City requirements. All sign locations need to be located and staked by sign contractor and approved by the City prior to installation.
7. Masonry dimensions are approximate; sign contractor to verify and adjust as needed. Final dimensions must appear on shop drawings for review and approval.
8. Sign contractor must clean and seal masonry to prevent moisture, discoloration and other defects due to weather and environmental conditions.
9. Sign contractor must submit brick, stone, and mortar samples for review and approval.
10. Sign contractor shall follow any additional requirements presented in the attached Performance Specifications and Design Intent Documents.

<div><div><div>date</div><div>11.29.21</div></div><div><div><div>Guide</div><div>13110 Shaker Square, Suite 101 Cleveland, Ohio 44120 guidestudio.com</div></div></div></div>	<div><div><div>contact</div><div>pm C. Fromet</div><div>design K. Fromet</div></div></div>	<div><div><div>project</div><div>LON1693</div></div><div><div>City of Longmont</div><div>Downtown Wayfinding Program</div></div></div>	<div><div><div>phase</div><div>90% Design Intent</div><div>revision 0</div></div><div><div>Downtown Directional</div><div>Sign Type DWF.1</div></div></div>	<div><div><div>NOT FOR CONSTRUCTION</div><div>These drawings and notes are for the sole purpose of expressing visual design intent and are not intended for actual fabrication purposes. Sign Contractor accepts total responsibility for final material selection, fabrication and installation methods. Electronic files are not construction documents and cannot be relied upon as identical to construction documents because of changes or errors induced by translation, transmission, or alterations while under the control of others. Use of information contained in the electronic files is at the user's sole risk and without liability to Design Professional and its consultants. Refer to provided performance specifications for details on designer expectations of Fabricator and fabrication process. Copyright © Guide Studio, Inc. All rights reserved.</div></div></div>	<div><div><div>sheet</div><div>3</div></div></div>
---	--	--	---	--	--

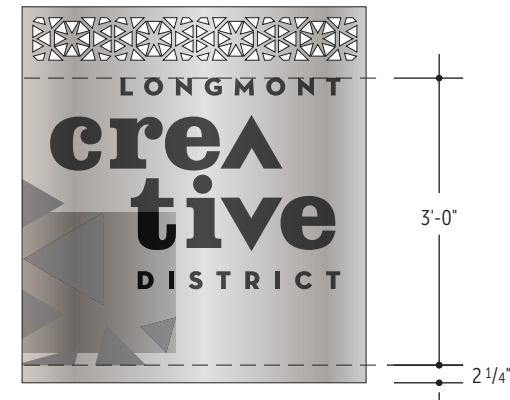


TOP VIEW
SCALE: 1/2"=1'

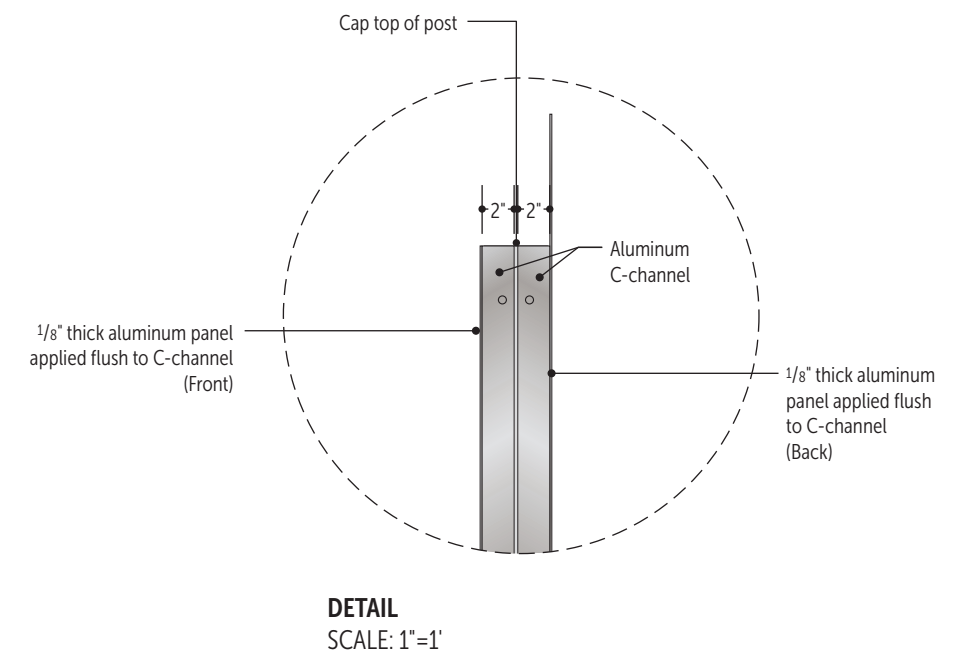


ELEVATION (DOUBLE-SIDED)

SIDE VIEW



BACK VIEW (2 OPTIONS)
SCALE: 1/2"=1'



DETAIL
SCALE: 1"=1'

GENERAL NOTES

1. Sign contractor shall be responsible for design and engineering of supports, anchors and miscellaneous steel or metal required for installation.
2. The sign contractor's structural engineer shall be licensed in the State of Colorado and certify all connections and support details.
3. Isolate dissimilar materials as required.
4. Field dimensions shall be taken by the sign contractor prior to preparation of shop drawings and fabrication wherepossible. It is the responsibility of the sign contractor to site verify all sign locations for accuracy, fit, and potential obstacles. Sign contractor shall notify appropriate person(s) of any issues, discrepancies and potential obstacles per the attached Performance Specifications, contract or specified communication process.
5. It is the responsibility of the sign contractor to contact appropriate organizations to verify locations of underground utilities.
6. Sign contractor must obtain all permits and field inspection approvals necessary to complete work per City requirements. All sign locations need to be located and staked by sign contractor and approved by the City prior to installation.
7. Masonry dimensions are approximate; sign contractor to verify and adjust as needed. Final dimensions must appear on shop drawings for review and approval.
8. Sign contractor must clean and seal masonry to prevent moisture, discoloration and other defects due to weather and environmental conditions.
9. Sign contractor must submit brick, stone, and mortar samples for review and approval.
10. Sign contractor shall follow any additional requirements presented in the attached Performance Specifications and Design Intent Documents.

date 11.29.21

contact

project LON1693

phase 90% Design Intent revision 0

NOT FOR CONSTRUCTION
These drawings and notes are for the sole purpose of expressing visual design intent and are not intended for actual fabrication purposes. Sign Contractor accepts total responsibility for final material selection, fabrication and installation methods. Electronic files are not construction documents and cannot be relied upon as identical to construction documents because of changes or errors induced by translation, transmission, or alterations while under the control of others. Use of information contained in the electronic files is at the user's sole risk and without liability to Design Professional and its consultants. Refer to provided performance specifications for details on designer expectations of Fabricator and fabrication process.
Copyright © Guide Studio, Inc. All rights reserved.

sheet

Guide

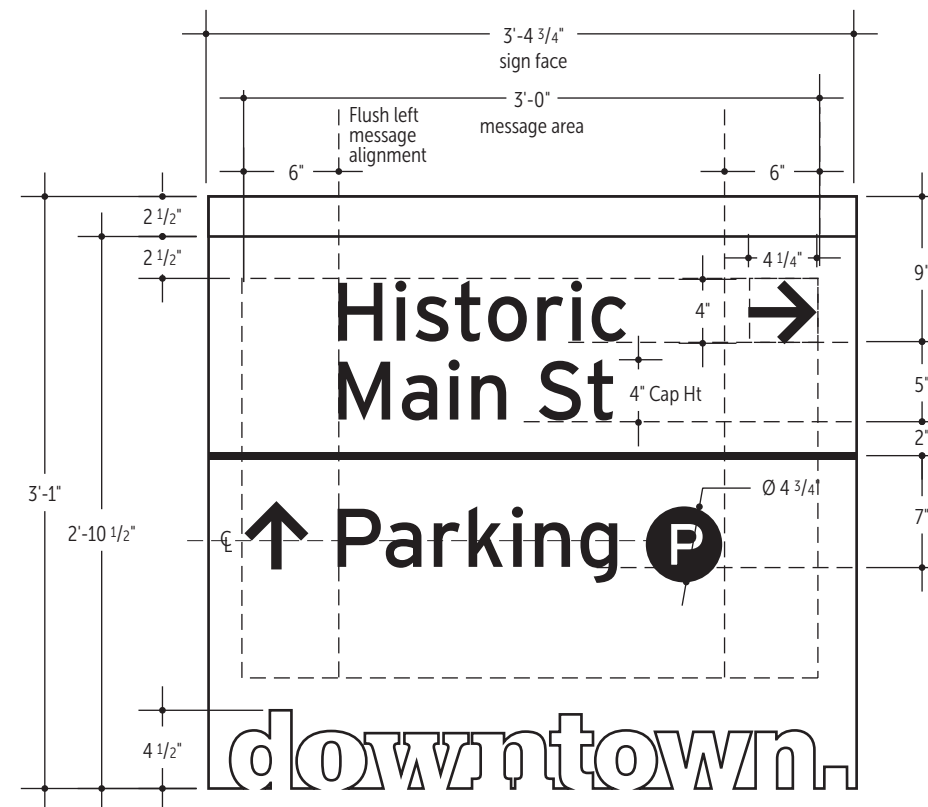
13110 Shaker Square, Suite 101
Cleveland, Ohio 44120
guidestudio.com

pm C. Fromet
design K. Fromet

City of Longmont
Downtown Wayfinding Program

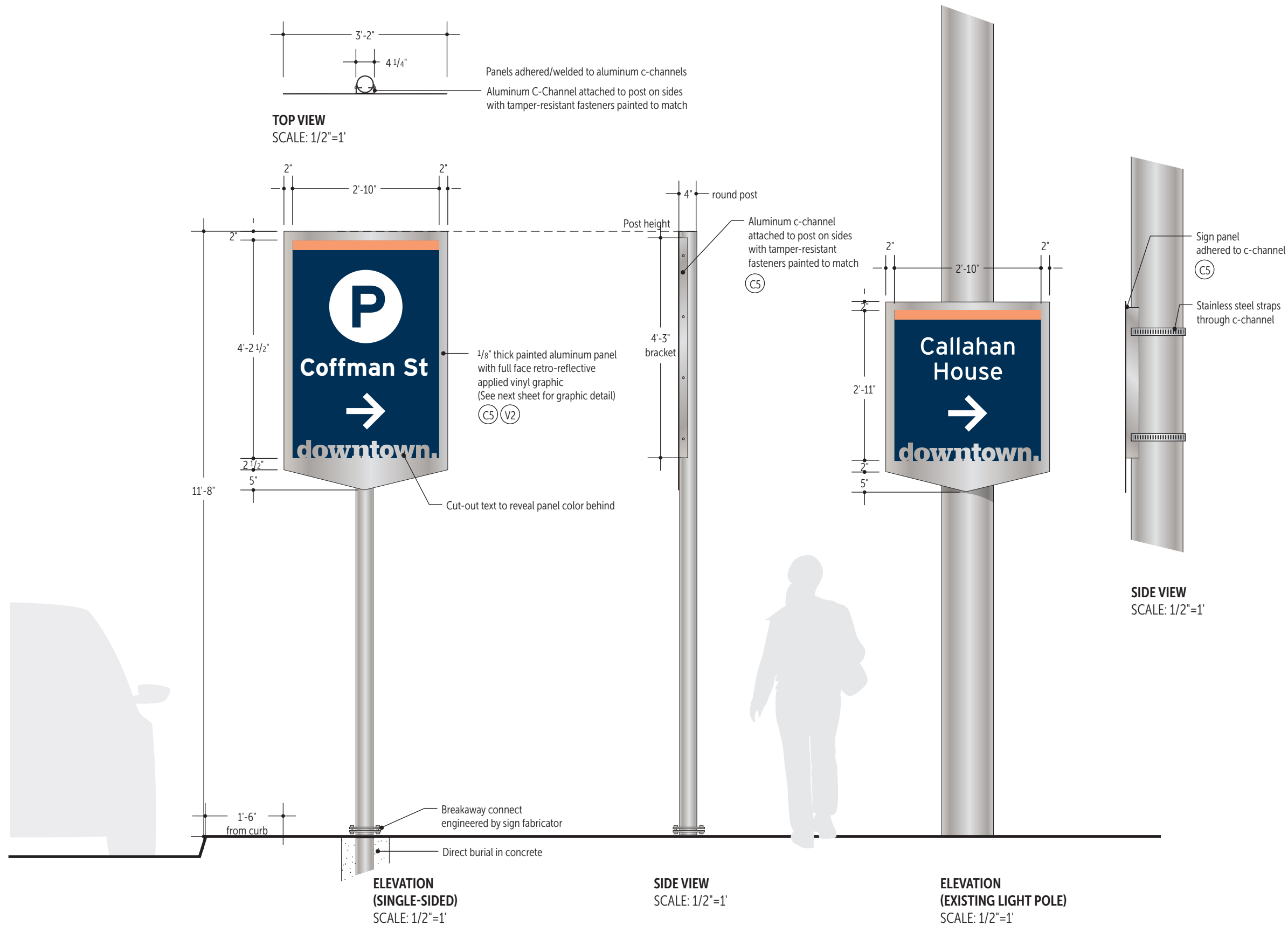
Downtown Directional
Sign Type DWF.2

4



1. Sign contractor shall be responsible for design and engineering of supports, anchors and miscellaneous steel or metal required for installation.
2. The sign contractor's structural engineer shall be licensed in the State of Colorado and certify all connections and support details.
3. Isolate dissimilar materials as required.
4. Field dimensions shall be taken by the sign contractor prior to preparation of shop drawings and fabrication wherepossible. It is the responsibility of the sign contractor to site verify all sign locations for accuracy, fit, and potential obstacles. Sign contractor shall notify appropriate person(s) of any issues, discrepancies and potential obstacles per the attached Performance Specifications, contract or specified communication process.
5. It is the responsibility of the sign contractor to contact appropriate organizations to verify locations of underground utilities.
6. Sign contractor must obtain all permits and field inspection approvals necessary to complete work per City requirements. All sign locations need to be located and staked by sign contractor and approved by the City prior to installation.
7. Masonry dimensions are approximate; sign contractor to verify and adjust as needed. Final dimensions must appear on shop drawings for review and approval.
8. Sign contractor must clean and seal masonry to prevent moisture, discoloration and other defects due to weather and environmental conditions.
9. Sign contractor must submit brick, stone, and mortar samples for review and approval.
10. Sign contractor shall follow any additional requirements presented in the attached Performance Specifications and Design Intent Documents.

<div>date11.29.21</div> <div><div><div>Guide</div><div>13110 Shaker Square, Suite 101 Cleveland, Ohio 44120 guidestudio.com</div></div></div>	<div>contact</div> <div><div>pmC. Fromet</div><div>designK. Fromet</div></div>	<div>projectLON1693</div> <div><div>City of Longmont</div><div>Downtown Wayfinding Program</div></div>	<div>phase90% Design Intent</div> <div>revision0</div> <div><div>Downtown Directional</div><div>Sign Type DWF.2</div></div>	<div>NOT FOR CONSTRUCTION</div> <div>These drawings and notes are for the sole purpose of expressing visual design intent and are not intended for actual fabrication purposes. Sign Contractor accepts total responsibility for final material selection, fabrication and installation methods. Electronic files are not construction documents and cannot be relied upon as identical to construction documents because of changes or errors induced by translation, transmission, or alterations while under the control of others. Use of information contained in the electronic files is at the user's sole risk and without liability to Design Professional and its consultants. Refer to provided performance specifications for details on designer expectations of Fabricator and fabrication process. Copyright © Guide Studio, Inc. All rights reserved.</div>	<div>sheet</div> <div>5</div>
---	--	--	---	---	-------------------------------



GENERAL NOTES

1. Sign contractor shall be responsible for design and engineering of supports, anchors and miscellaneous steel or metal required for installation.
2. The sign contractor's structural engineer shall be licensed in the State of Colorado and certify all connections and support details.
3. Isolate dissimilar materials as required.
4. Field dimensions shall be taken by the sign contractor prior to preparation of shop drawings and fabrication wherepossible. It is the responsibility of the sign contractor to site verify all sign locations for accuracy, fit, and potential obstacles. Sign contractor shall notify appropriate person(s) of any issues, discrepancies and potential obstacles per the attached Performance Specifications, contract or specified communication process.
5. It is the responsibility of the sign contractor to contact appropriate organizations to verify locations of underground utilities.
6. Sign contractor must obtain all permits and field inspection approvals necessary to complete work per City requirements. All sign locations need to be located and staked by sign contractor and approved by the City prior to installation.
7. Masonry dimensions are approximate; sign contractor to verify and adjust as needed. Final dimensions must appear on shop drawings for review and approval.
8. Sign contractor must clean and seal masonry to prevent moisture, discoloration and other defects due to weather and environmental conditions.
9. Sign contractor must submit brick, stone, and mortar samples for review and approval.
10. Sign contractor shall follow any additional requirements presented in the attached Performance Specifications and Design Intent Documents.

date 11.29.21

contact

project LON1693

phase 90% Design Intent revision 0

NOT FOR CONSTRUCTION
These drawings and notes are for the sole purpose of expressing visual design intent and are not intended for actual fabrication purposes. Sign Contractor accepts total responsibility for final material selection, fabrication and installation methods. Electronic files are not construction documents and cannot be relied upon as identical to construction documents because of changes or errors induced by translation, transmission, or alterations while under the control of others. Use of information contained in the electronic files is at the user's sole risk and without liability to Design Professional and its consultants. Refer to provided performance specifications for details on designer expectations of Fabricator and fabrication process.
Copyright © Guide Studio, Inc. All rights reserved.

sheet

Guide

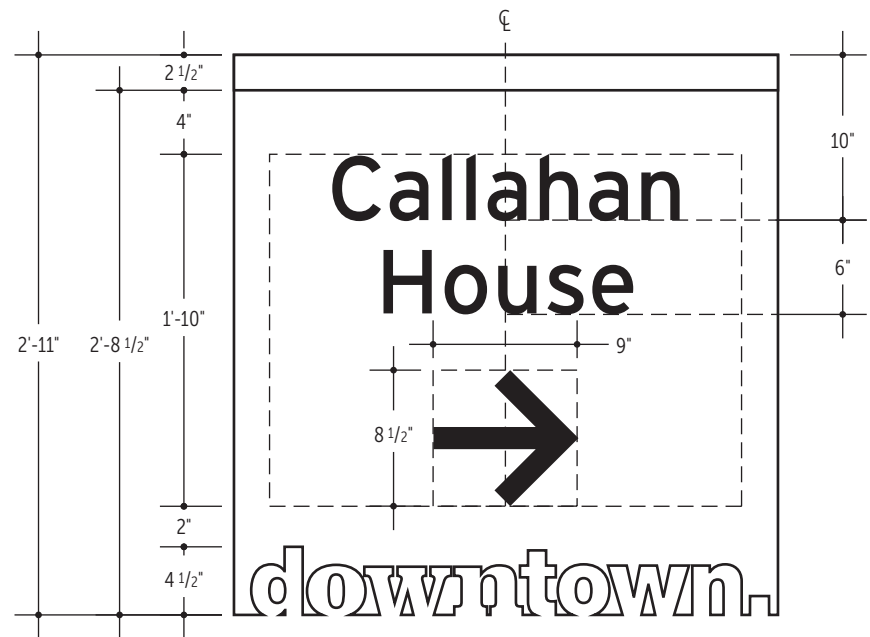

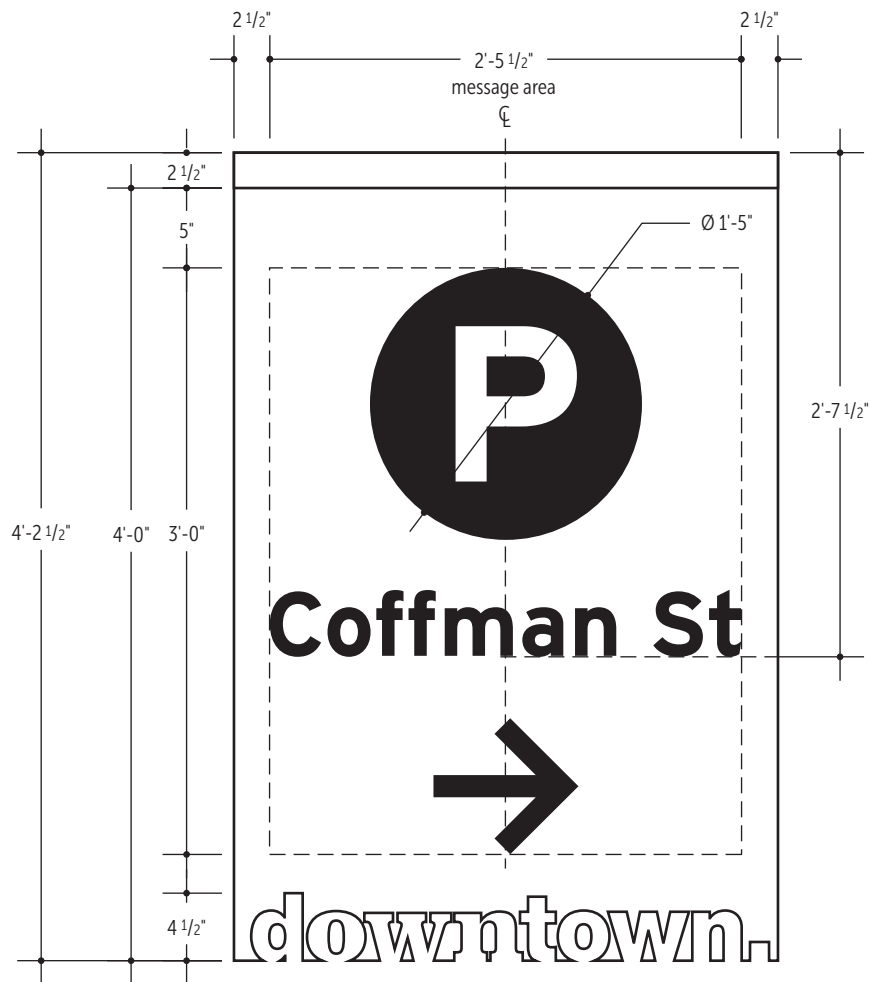
13110 Shaker Square, Suite 101
Cleveland, Ohio 44120
guidestudio.com

pm C. Fromet
design K. Fromet

City of Longmont
Downtown Wayfinding Program

Downtown Trailblazer
Sign Type DWF.3/DWF.4

6



COLOR BREAKDOWN LAYOUT DETAIL
SCALE: 1"=1'

MESSAGE LAYOUT DETAIL
SCALE: 1"=1'

- GENERAL NOTES**
1. Sign contractor shall be responsible for design and engineering of supports, anchors and miscellaneous steel or metal required for installation.
 2. The sign contractor's structural engineer shall be licensed in the State of Colorado and certify all connections and support details.
 3. Isolate dissimilar materials as required.
 4. Field dimensions shall be taken by the sign contractor prior to preparation of shop drawings and fabrication wherepossible. It is the responsibility of the sign contractor to site verify all sign locations for accuracy, fit, and potential obstacles. Sign contractor shall notify appropriate person(s) of any issues, discrepancies and potential obstacles per the attached Performance Specifications, contract or specified communication process.
 5. It is the responsibility of the sign contractor to contact appropriate organizations to verify locations of underground utilities.
 6. Sign contractor must obtain all permits and field inspection approvals necessary to complete work per City requirements. All sign locations need to be located and staked by sign contractor and approved by the City prior to installation.
 7. Masonry dimensions are approximate; sign contractor to verify and adjust as needed. Final dimensions must appear on shop drawings for review and approval.
 8. Sign contractor must clean and seal masonry to prevent moisture, discoloration and other defects due to weather and environmental conditions.
 9. Sign contractor must submit brick, stone, and mortar samples for review and approval.
 10. Sign contractor shall follow any additional requirements presented in the attached Performance Specifications and Design Intent Documents.

date 11.29.21

contact

project LON1693

phase 90% Design Intent revision 0

NOT FOR CONSTRUCTION
These drawings and notes are for the sole purpose of expressing visual design intent and are not intended for actual fabrication purposes. Sign Contractor accepts total responsibility for final material selection, fabrication and installation methods. Electronic files are not cconstruction documents and cannot be relied upon as identical to construction documents because of changes or errors induced by translation, transmission, or alterations while under the control of others. Use of information contained in the electronic files is at the user's sole risk and without liability to Design Professional and its consultants. Refer to provided performance specifications for details on designer expectations of Fabricator and fabrication process.
Copyright © Guide Studio, Inc. All rights reserved.

sheet

Guide

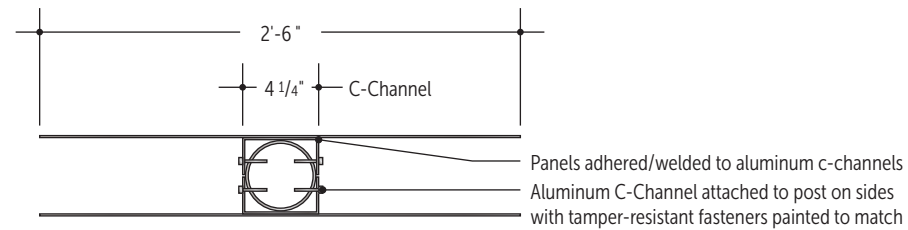
13110 Shaker Square, Suite 101
Cleveland, Ohio 44120
guidestudio.com

pm C. Fromet
design K. Fromet

City of Longmont
Downtown Wayfinding Program

Downtown Trailblazer
Sign Type DWF.3/DWF.4

7



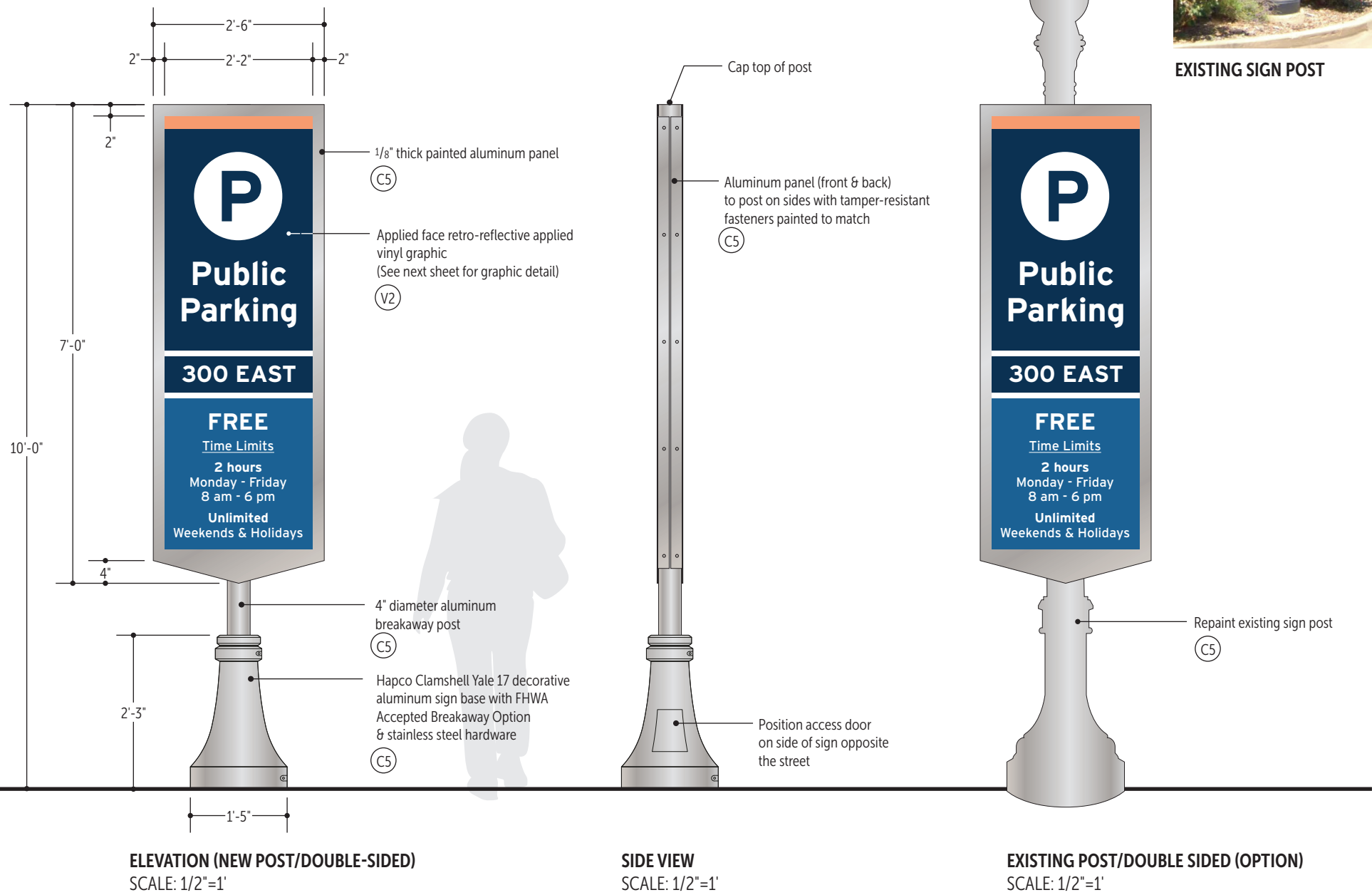
TOP VIEW - ALUMINUM PANEL ATTACHED TO POST
SCALE: 1"=1'



EXISTING SIGN POST

GENERAL NOTES

1. Sign contractor shall be responsible for design and engineering of supports, anchors and miscellaneous steel or metal required for installation.
2. The sign contractor's structural engineer shall be licensed in the State of Colorado and certify all connections and support details.
3. Isolate dissimilar materials as required.
4. Field dimensions shall be taken by the sign contractor prior to preparation of shop drawings and fabrication wherepossible. It is the responsibility of the sign contractor to site verify all sign locations for accuracy, fit, and potential obstacles. Sign contractor shall notify appropriate person(s) of any issues, discrepancies and potential obstacles per the attached Performance Specifications, contract or specified communication process.
5. It is the responsibility of the sign contractor to contact appropriate organizations to verify locations of underground utilities.
6. Sign contractor must obtain all permits and field inspection approvals necessary to complete work per City requirements. All sign locations need to be located and staked by sign contractor and approved by the City prior to installation.
7. Masonry dimensions are approximate; sign contractor to verify and adjust as needed. Final dimensions must appear on shop drawings for review and approval.
8. Sign contractor must clean and seal masonry to prevent moisture, discoloration and other defects due to weather and environmental conditions.
9. Sign contractor must submit brick, stone, and mortar samples for review and approval.
10. Sign contractor shall follow any additional requirements presented in the attached Performance Specifications and Design Intent Documents.



date 11.29.21

contact

project LON1693

phase 90% Design Intent revision 0

NOT FOR CONSTRUCTION
These drawings and notes are for the sole purpose of expressing visual design intent and are not intended for actual fabrication purposes. Sign Contractor accepts total responsibility for final material selection, fabrication and installation methods. Electronic files are not construction documents and cannot be relied upon as identical to construction documents because of changes or errors induced by translation, transmission, or alterations while under the control of others. Use of information contained in the electronic files is at the user's sole risk and without liability to Design Professional and its consultants. Refer to provided performance specifications for details on designer expectations of Fabricator and fabrication process.
Copyright © Guide Studio, Inc. All rights reserved.

sheet



13110 Shaker Square, Suite 101
Cleveland, Ohio 44120
guidestudio.com

pm C. Fromet
design K. Fromet

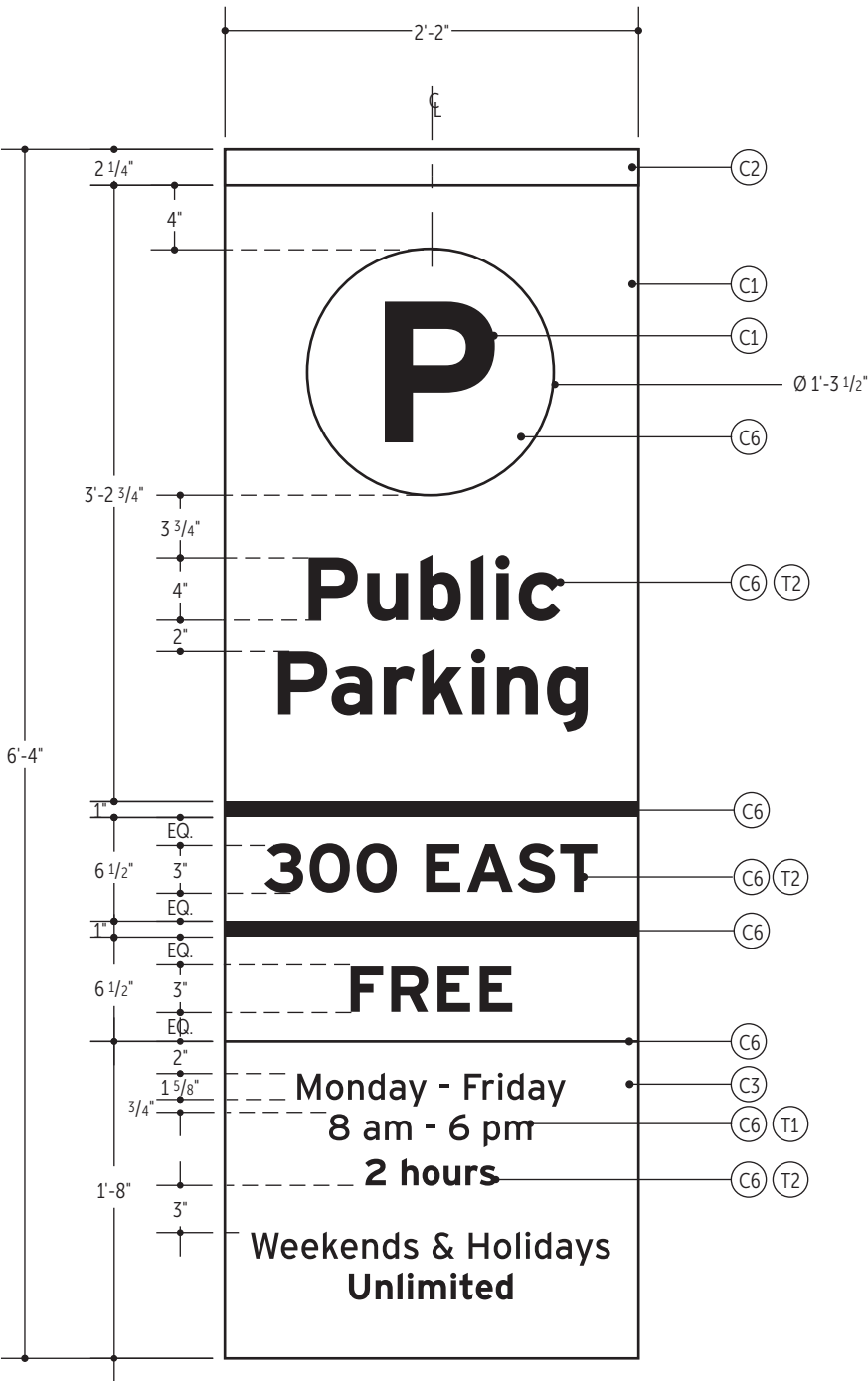
City of Longmont
Downtown Wayfinding Program

Parking Lot Identification
Sign Type PID.1

8



CONTENT GUIDANCE
SCALE: 1"=1'



GRAPHIC DETAIL
SCALE: 1"=1'

- GENERAL NOTES**
1. Sign contractor shall be responsible for design and engineering of supports, anchors and miscellaneous steel or metal required for installation.
 2. The sign contractor's structural engineer shall be licensed in the State of Colorado and certify all connections and support details.
 3. Isolate dissimilar materials as required.
 4. Field dimensions shall be taken by the sign contractor prior to preparation of shop drawings and fabrication wherepossible. It is the responsibility of the sign contractor to site verify all sign locations for accuracy, fit, and potential obstacles. Sign contractor shall notify appropriate person(s) of any issues, discrepancies and potential obstacles per the attached Performance Specifications, contract or specified communication process.
 5. It is the responsibility of the sign contractor to contact appropriate organizations to verify locations of underground utilities.
 6. Sign contractor must obtain all permits and field inspection approvals necessary to complete work per City requirements. All sign locations need to be located and staked by sign contractor and approved by the City prior to installation.
 7. Masonry dimensions are approximate; sign contractor to verify and adjust as needed. Final dimensions must appear on shop drawings for review and approval.
 8. Sign contractor must clean and seal masonry to prevent moisture, discoloration and other defects due to weather and environmental conditions.
 9. Sign contractor must submit brick, stone, and mortar samples for review and approval.
 10. Sign contractor shall follow any additional requirements presented in the attached Performance Specifications and Design Intent Documents.

date 11.29.21

contact

project LON1693

phase 90% Design Intent revision 0

NOT FOR CONSTRUCTION
These drawings and notes are for the sole purpose of expressing visual design intent and are not intended for actual fabrication purposes. Sign Contractor accepts total responsibility for final material selection, fabrication and installation methods. Electronic files are not cconstruction documents and cannot be relied upon as identical to construction documents because of changes or errors induced by translation, transmission, or alterations while under the control of others. Use of information contained in the electronic files is at the user's sole risk and without liability to Design Professional and its consultants. Refer to provided performance specifications for details on designer expectations of Fabricator and fabrication process.
Copyright © Guide Studio, Inc. All rights reserved.

sheet



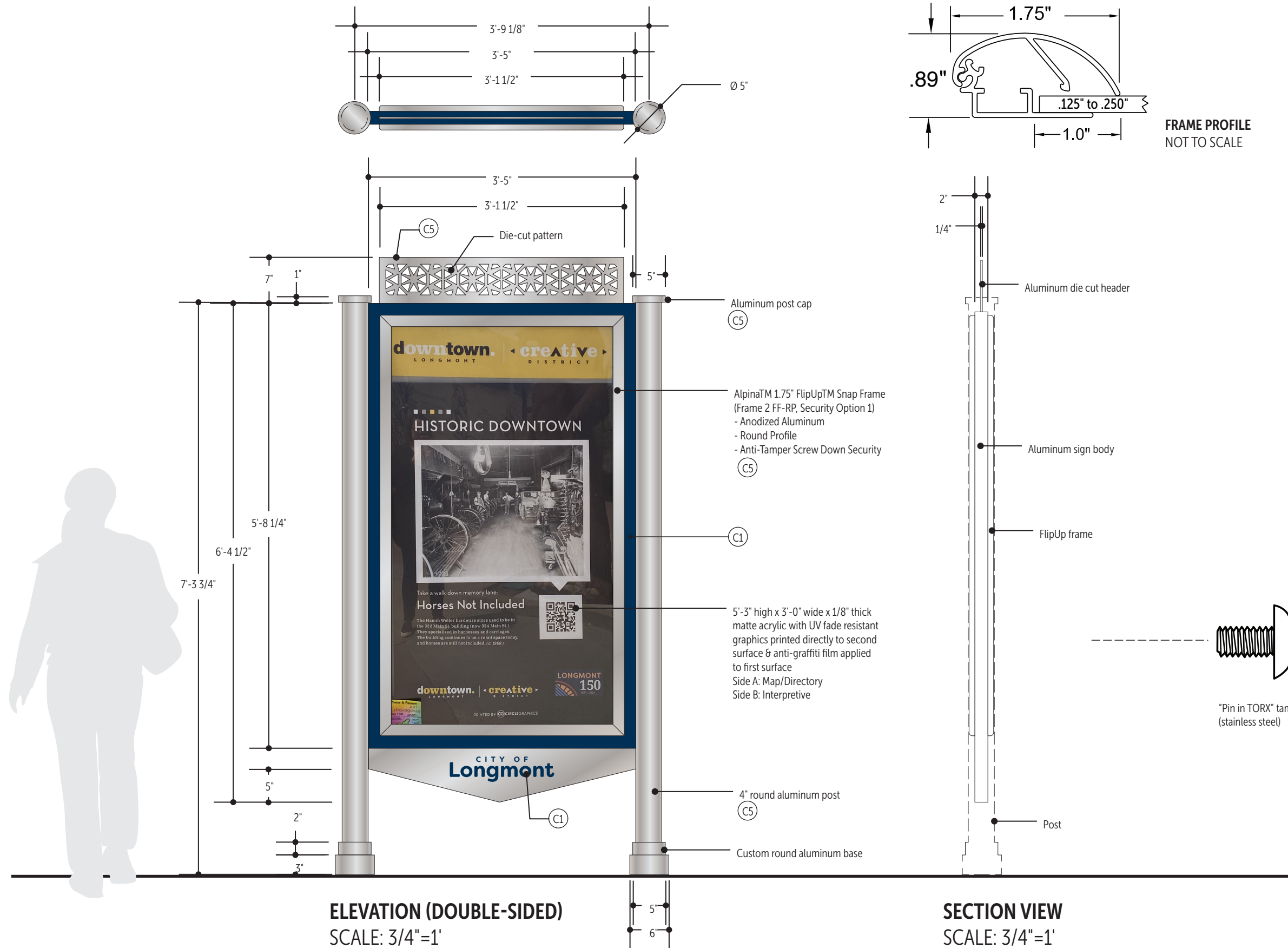
13110 Shaker Square, Suite 101
Cleveland, Ohio 44120
guidestudio.com

pm C. Fromet
design K. Fromet

City of Longmont
Downtown Wayfinding Program

Parking Lot Identification
Sign Type PID.1

9



GENERAL NOTES

1. Sign contractor shall be responsible for design and engineering of supports, anchors and miscellaneous steel or metal required for installation.
2. The sign contractor's structural engineer shall be licensed in the State of Colorado and certify all connections and support details.
3. Isolate dissimilar materials as required.
4. Field dimensions shall be taken by the sign contractor prior to preparation of shop drawings and fabrication wherepossible. It is the responsibility of the sign contractor to site verify all sign locations for accuracy, fit, and potential obstacles. Sign contractor shall notify appropriate person(s) of any issues, discrepancies and potential obstacles per the attached Performance Specifications, contract or specified communication process.
5. It is the responsibility of the sign contractor to contact appropriate organizations to verify locations of underground utilities.
6. Sign contractor must obtain all permits and field inspection approvals necessary to complete work per City requirements. All sign locations need to be located and staked by sign contractor and approved by the City prior to installation.
7. Masonry dimensions are approximate; sign contractor to verify and adjust as needed. Final dimensions must appear on shop drawings for review and approval.
8. Sign contractor must clean and seal masonry to prevent moisture, discoloration and other defects due to weather and environmental conditions.
9. Sign contractor must submit brick, stone, and mortar samples for review and approval.
10. Sign contractor shall follow any additional requirements presented in the attached Performance Specifications and Design Intent Documents.

date 11.29.21

contact

project LON1693

phase 90% Design Intent revision 0

NOT FOR CONSTRUCTION

These drawings and notes are for the sole purpose of expressing visual design intent and are not intended for actual fabrication purposes. Sign Contractor accepts total responsibility for final material selection, fabrication and installation methods. Electronic files are not construction documents and cannot be relied upon as identical to construction documents because of changes or errors induced by translation, transmission, or alterations while under the control of others. Use of information contained in the electronic files is at the user's sole risk and without liability to Design Professional and its consultants. Refer to provided performance specifications for details on designer expectations of Fabricator and fabrication process. Copyright © Guide Studio, Inc. All rights reserved.

sheet

Guide

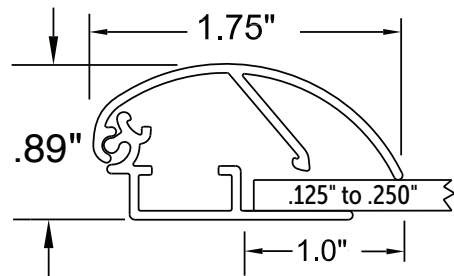
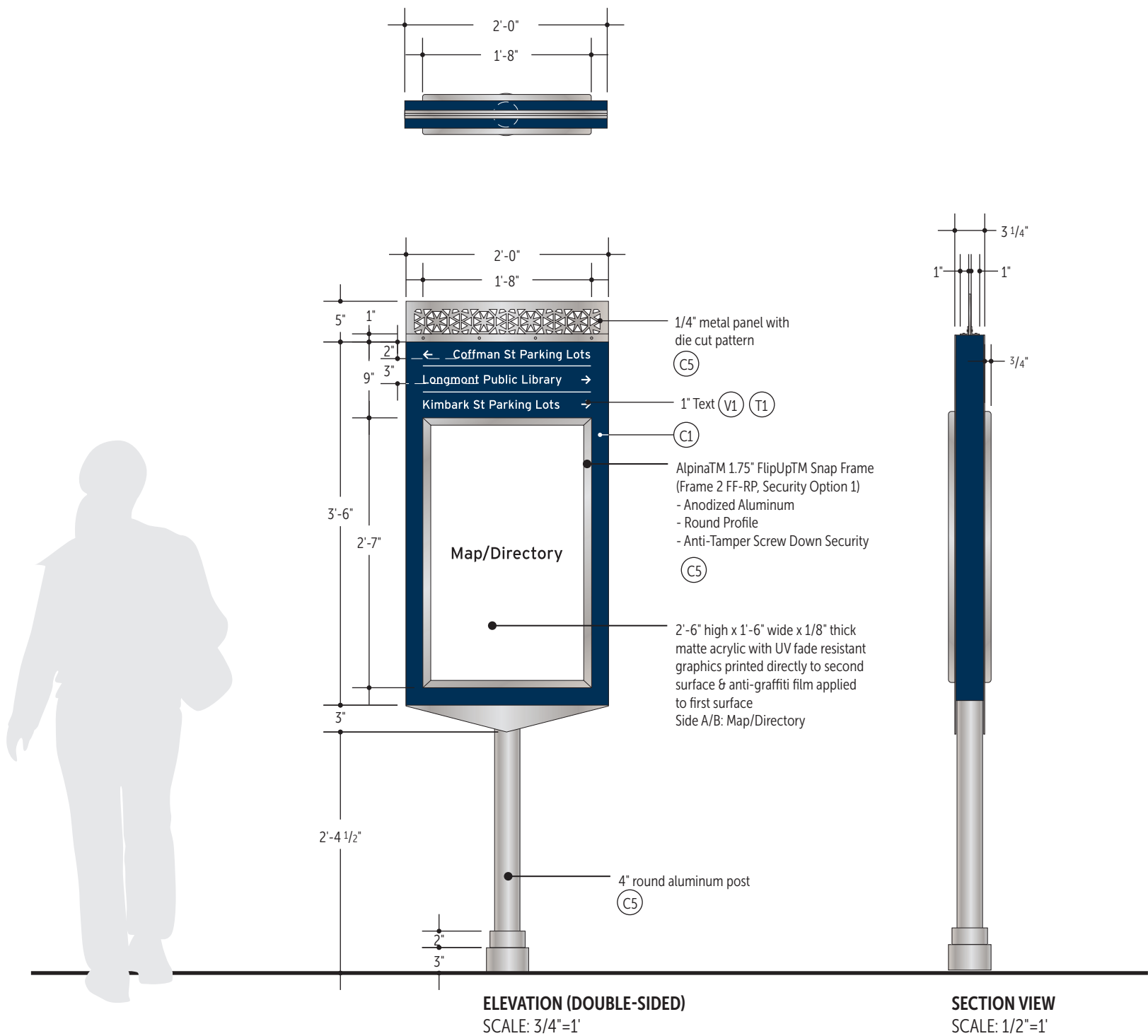
13110 Shaker Square, Suite 101
Cleveland, Ohio 44120
guidestudio.com

pm C. Fromet
design K. Fromet

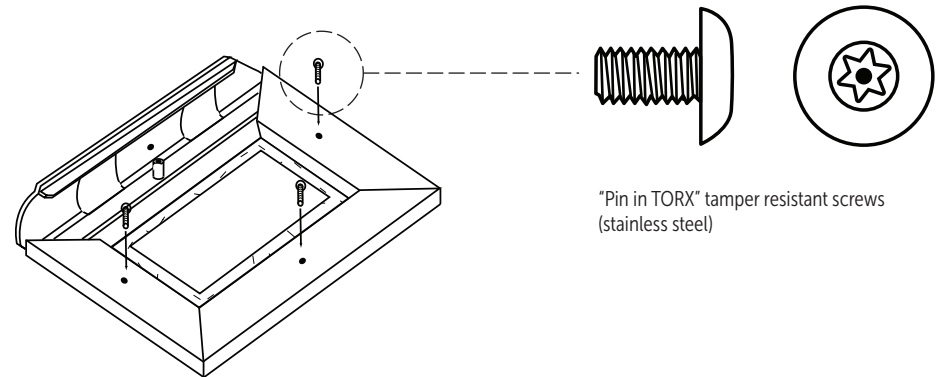
City of Longmont
Downtown Wayfinding Program

Pedestrian Kiosk - Large
Sign Type PK1

10



FRAME PROFILE
NOT TO SCALE



SECURITY DETAIL
NOT TO SCALE

GENERAL NOTES

1. Sign contractor shall be responsible for design and engineering of supports, anchors and miscellaneous steel or metal required for installation.
2. The sign contractor's structural engineer shall be licensed in the State of Colorado and certify all connections and support details.
3. Isolate dissimilar materials as required.
4. Field dimensions shall be taken by the sign contractor prior to preparation of shop drawings and fabrication wherepossible. It is the responsibility of the sign contractor to site verify all sign locations for accuracy, fit, and potential obstacles. Sign contractor shall notify appropriate person(s) of any issues, discrepancies and potential obstacles per the attached Performance Specifications, contract or specified communication process.
5. It is the responsibility of the sign contractor to contact appropriate organizations to verify locations of underground utilities.
6. Sign contractor must obtain all permits and field inspection approvals necessary to complete work per City requirements. All sign locations need to be located and staked by sign contractor and approved by the City prior to installation.
7. Masonry dimensions are approximate; sign contractor to verify and adjust as needed. Final dimensions must appear on shop drawings for review and approval.
8. Sign contractor must clean and seal masonry to prevent moisture, discoloration and other defects due to weather and environmental conditions.
9. Sign contractor must submit brick, stone, and mortar samples for review and approval.
10. Sign contractor shall follow any additional requirements presented in the attached Performance Specifications and Design Intent Documents.

date 11.29.21

contact

project LON1693

phase 90% Design Intent revision 0

NOT FOR CONSTRUCTION

These drawings and notes are for the sole purpose of expressing visual design intent and are not intended for actual fabrication purposes. Sign Contractor accepts total responsibility for final material selection, fabrication and installation methods. Electronic files are not construction documents and cannot be relied upon as identical to construction documents because of changes or errors induced by translation, transmission, or alterations while under the control of others. Use of information contained in the electronic files is at the user's sole risk and without liability to Design Professional and its consultants. Refer to provided performance specifications for details on designer expectations of Fabricator and fabrication process. Copyright © Guide Studio, Inc. All rights reserved.

sheet

Guide

13110 Shaker Square, Suite 101
Cleveland, Ohio 44120
guidestudio.com

pm C. Fromet
design K. Fromet

City of Longmont
Downtown Wayfinding Program

Pedestrian Kiosk - Small
Sign Type PK2

11