



Property Overview

Feb 1 - Jul 31, 2022

Property:

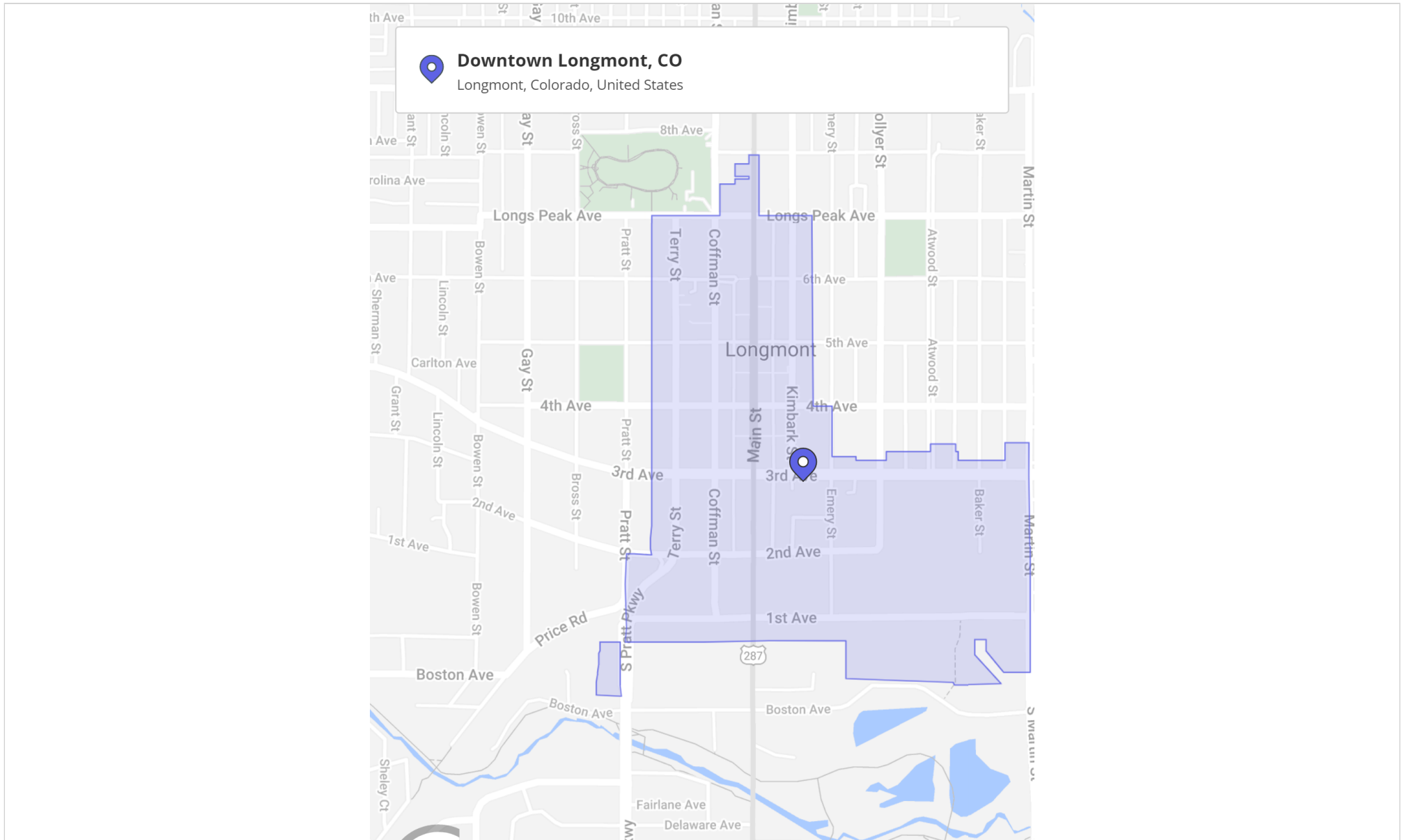
DL **Downtown Longmont, CO**
Longmont, Colorado, United States

Applied Filters:

Audience Type: Employees

Property Overview

Feb 1 - Jul 31, 2022



Property Overview

Feb 1 - Jul 31, 2022

Metrics

Downtown Longmont,
Longmont, CO

Visits	289.4K	Visit Frequency	76.58
Visits / sq ft	N/A	Avg. Dwell Time	363 min
Visitors	3.8K	Panel Visits	7.8K

Feb 1st, 2022 - Jul 31st, 2022

Data provided by Placer Labs Inc. (www.placer.ai)

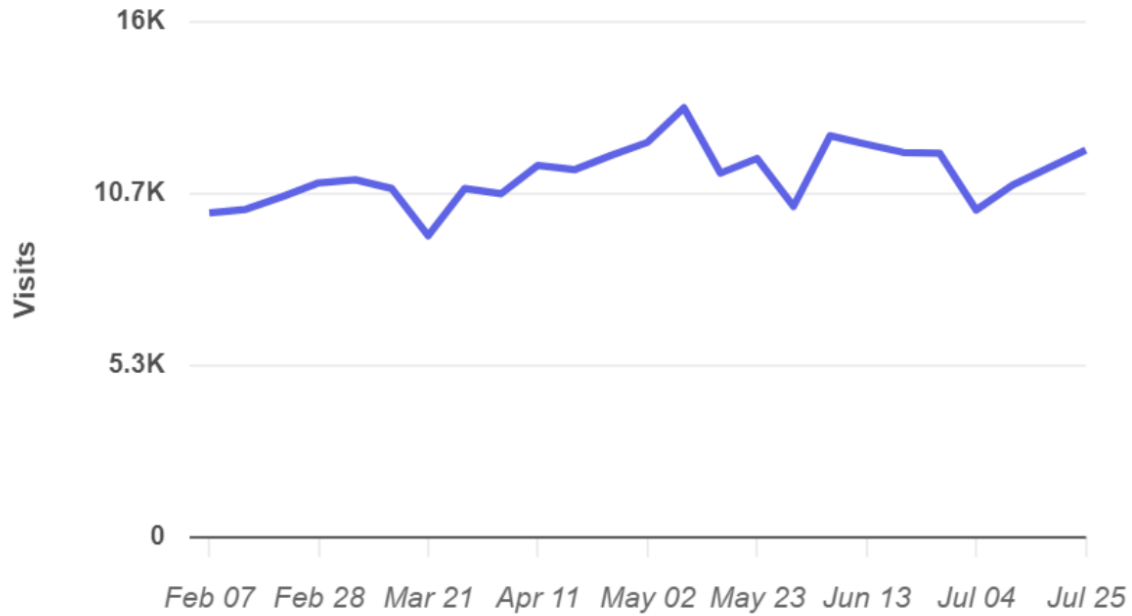


Property Overview

Feb 1 - Jul 31, 2022

Visits Trend

● **Downtown Longmont, '22**
Longmont, CO



Weekly | Visits | Feb 1st, 2022 - Jul 31st, 2022

Data provided by Placer Labs Inc. (www.placer.ai)



Typical Visitor Persona

Downtown Longmont, CO



Ethnicity White

Income \$75K - \$100K

Data provided by Placer Labs Inc. (www.placer.ai)

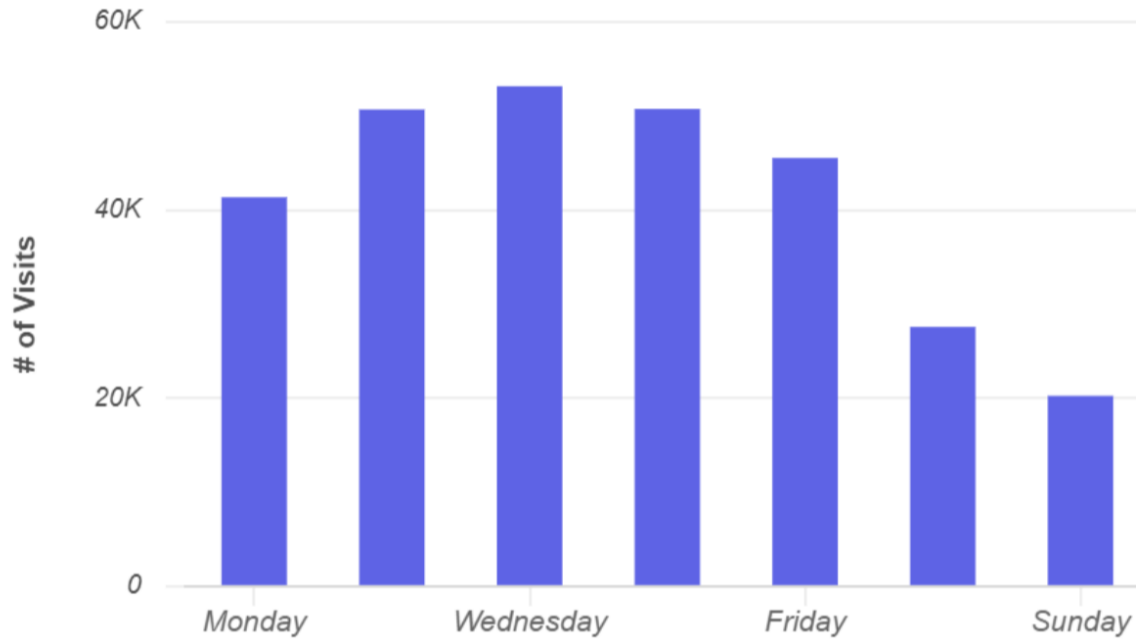


Property Overview

Feb 1 - Jul 31, 2022

Daily Visits

● **Downtown Longmont, '22**
Downtown Longmont, CO



Visits | Feb 1st, 2022 - Jul 31st, 2022

Data provided by Placer Labs Inc. (www.placer.ai)

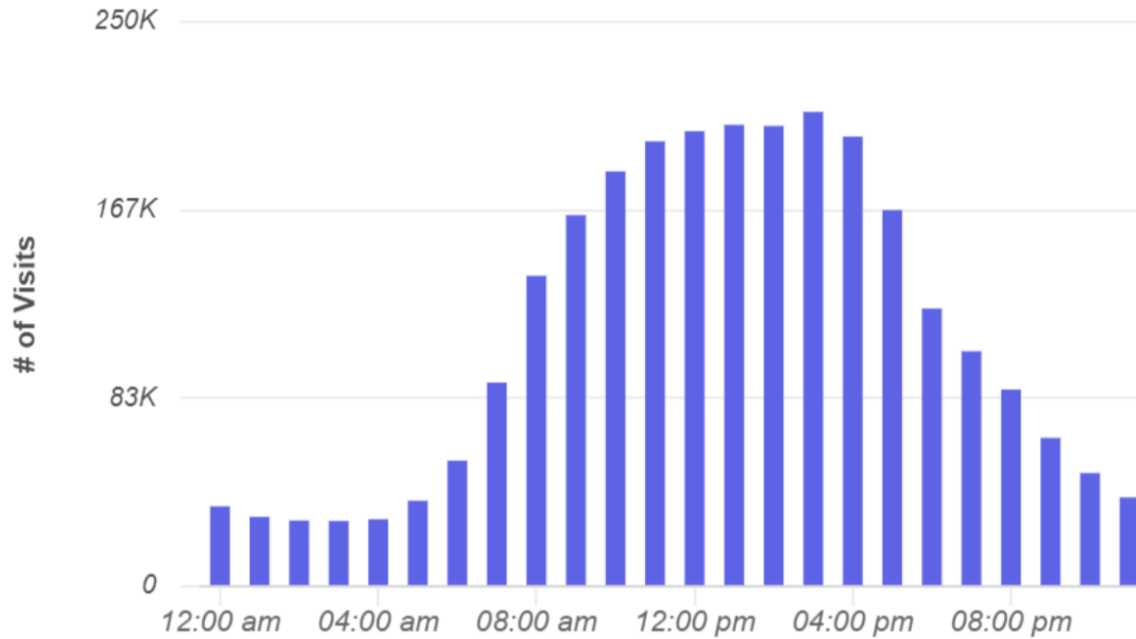


Property Overview

Feb 1 - Jul 31, 2022

Hourly Visits

● **Downtown Longmont,**
Longmont, CO



Visits | Feb 1st, 2022 - Jul 31st, 2022

Data provided by Placer Labs Inc. (www.placer.ai)



Property Overview

Feb 1 - Jul 31, 2022

Favorite Places

Downtown Longmont, CO / Longmont, CO

Rank	Name	Distance	Visitors
1	Village at The Peaks / 1250 S Hover Rd, Lon	1.8 mi	2.4K (63%)
2	Harvest Junction South / 205 Ken Pratt Blvc	0.9 mi	2.4K (62.6%)
3	City of Longmont Roosevelt Park / 700 Lon	0.6 mi	1.6K (43.4%)
4	Target / 551 S Hover St, Longmont, CO 805c	1.9 mi	1.6K (42.3%)
5	Walmart / 2285 E Ken Pratt Blvd, Longmont	2.8 mi	1.6K (41.2%)
6	Walmart Supercenter Longmont / 2514 Ma	2.8 mi	1.5K (40.5%)
7	Denver International Airport / 8500 Peña E	31.1 mi	1.5K (39.8%)
8	Pumphouse Brewery / 540 Main St, Longm	0.4 mi	1.5K (39.3%)
9	Walmart / 2514 Main St, Longmont, CO 805	2.9 mi	1.4K (38.1%)
10	St Vrain Shopping Center / 955 Hover St, Lc	1.9 mi	1.4K (37.6%)

Category: All Categories | Min. | Feb 1st, 2022 - Jul 31st,
Visits: 1 2022
Data provided by Placer Labs Inc. (www.placer.ai)

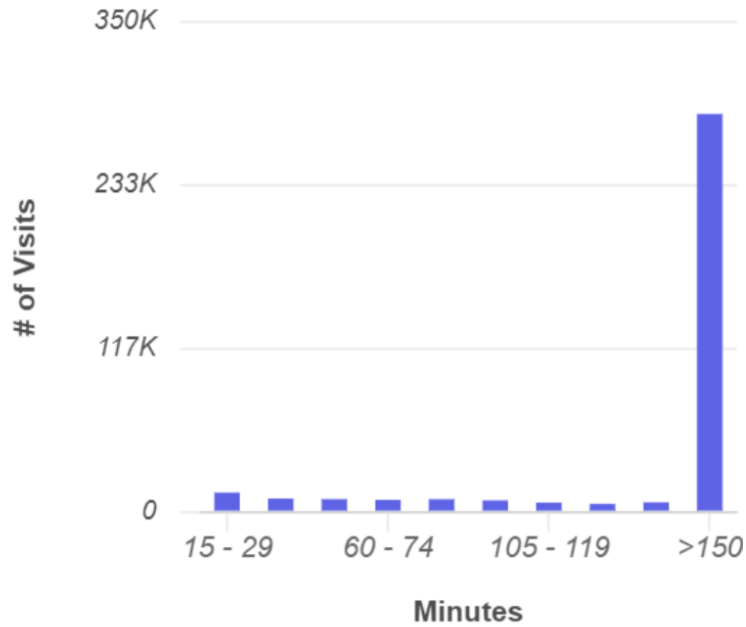


Property Overview

Feb 1 - Jul 31, 2022

Length of Stay

● Downtown Longmont, ' , Longmont, CO



Average Stay

Median Stay

Visits | Feb 1st, 2022 - Jul 31st, 2022

Data provided by Placer Labs Inc. (www.placer.ai)



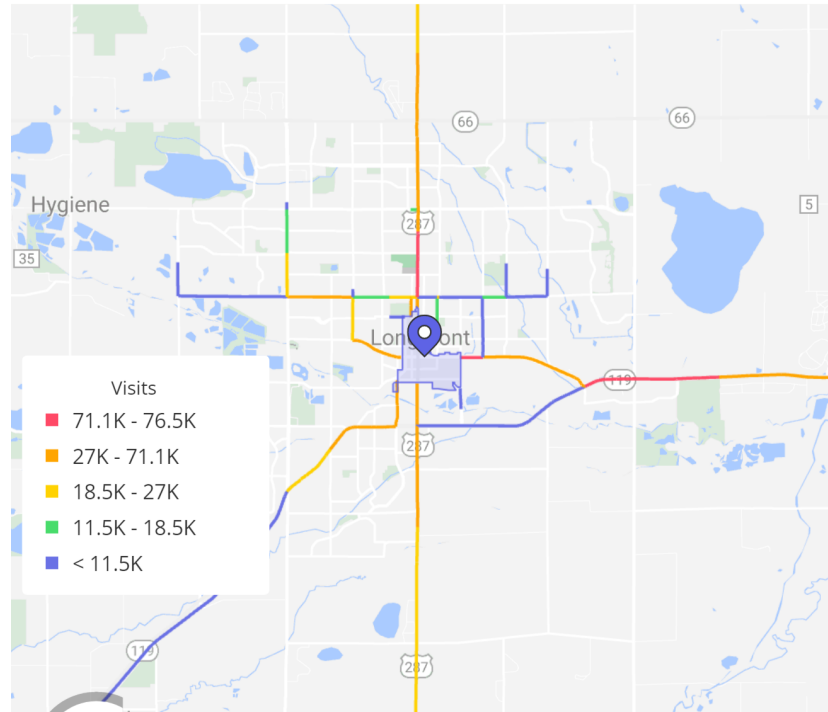
Property Overview

Feb 1 - Jul 31, 2022

Visitor Journey - Routes

To protect individual privacy, the beginning points shown for each route are approximations and do not represent actual home locations.

Dismiss



To protect individual privacy, the beginning points shown for each route are approximations and do not represent actual home locations.

Journey Direction: To | Feb 1st, 2022 - Jul 31st, 2022
Property
Data provided by Placer Labs Inc. (www.placer.ai)

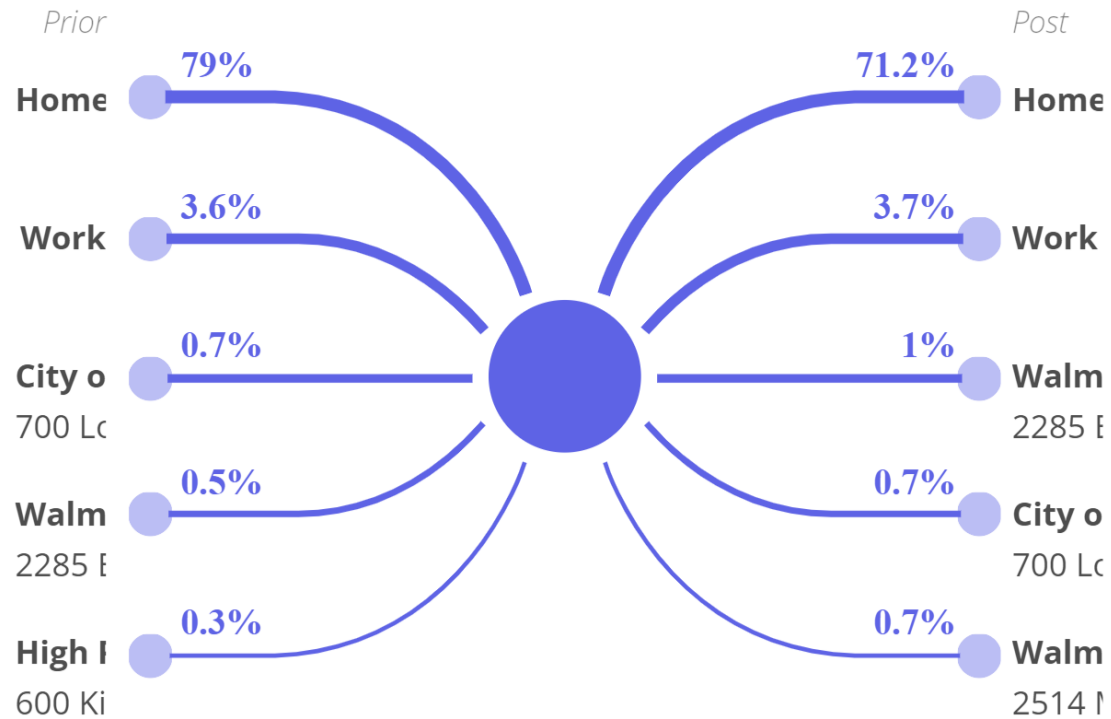


Property Overview

Feb 1 - Jul 31, 2022

Visitor Journey

Downtown Longmont, CO / Longmont



Data provided by Placer Labs Inc. (www.placer.ai)

