



Placer.ai

Property Overview

Feb 1 - Jul 31, 2022

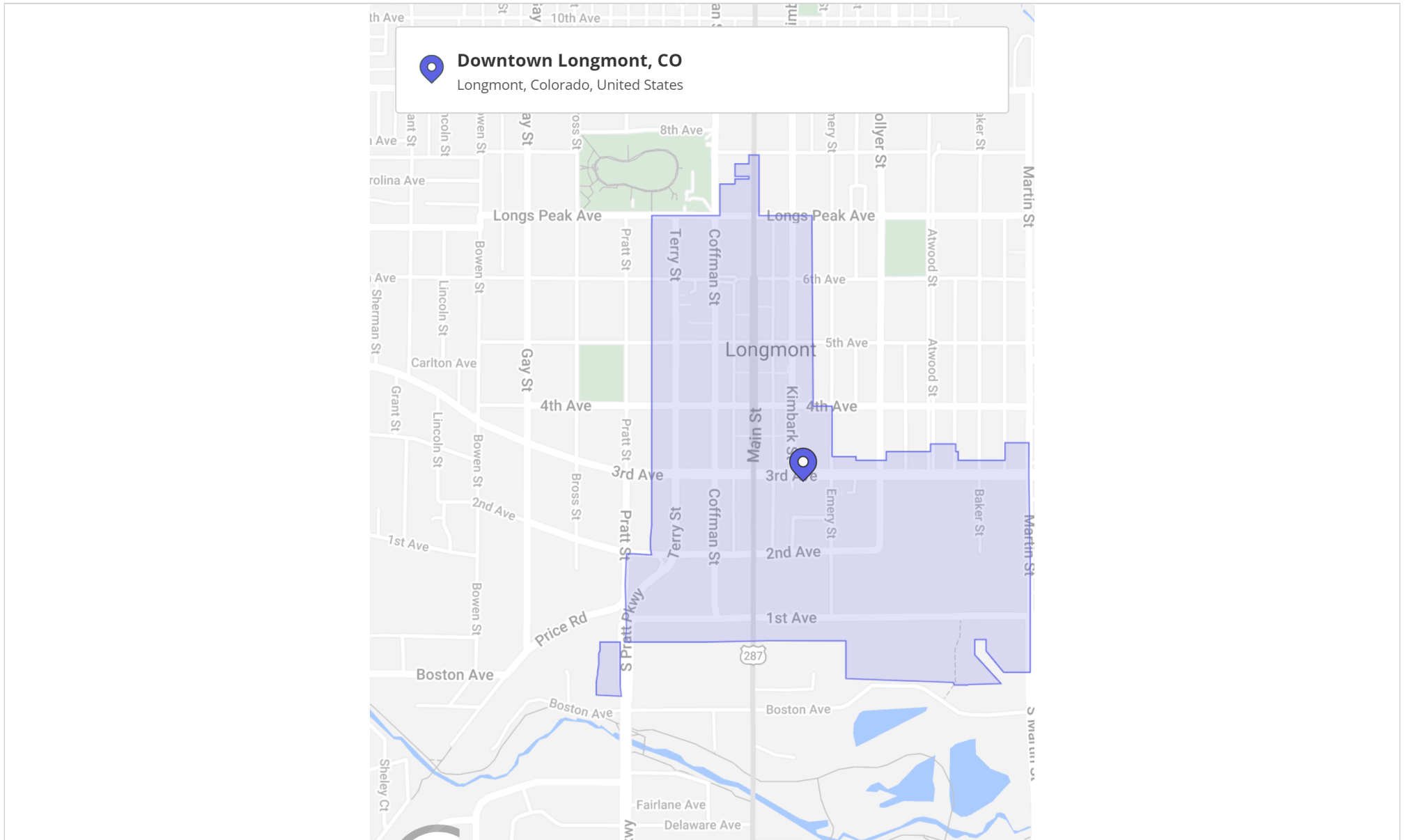
Property:



Downtown Longmont, CO
Longmont, Colorado, United States

Property Overview

Feb 1 - Jul 31, 2022



Property Overview

Feb 1 - Jul 31, 2022

Metrics

Downtown Longmont,
Longmont, CO

Visits 1.9M

Visit Frequency 4.12

Visits / sq ft N/A

Avg. Dwell Time 130 min

Visitors 472.2K

Panel Visits 51.1K

Feb 1st, 2022 - Jul 31st, 2022

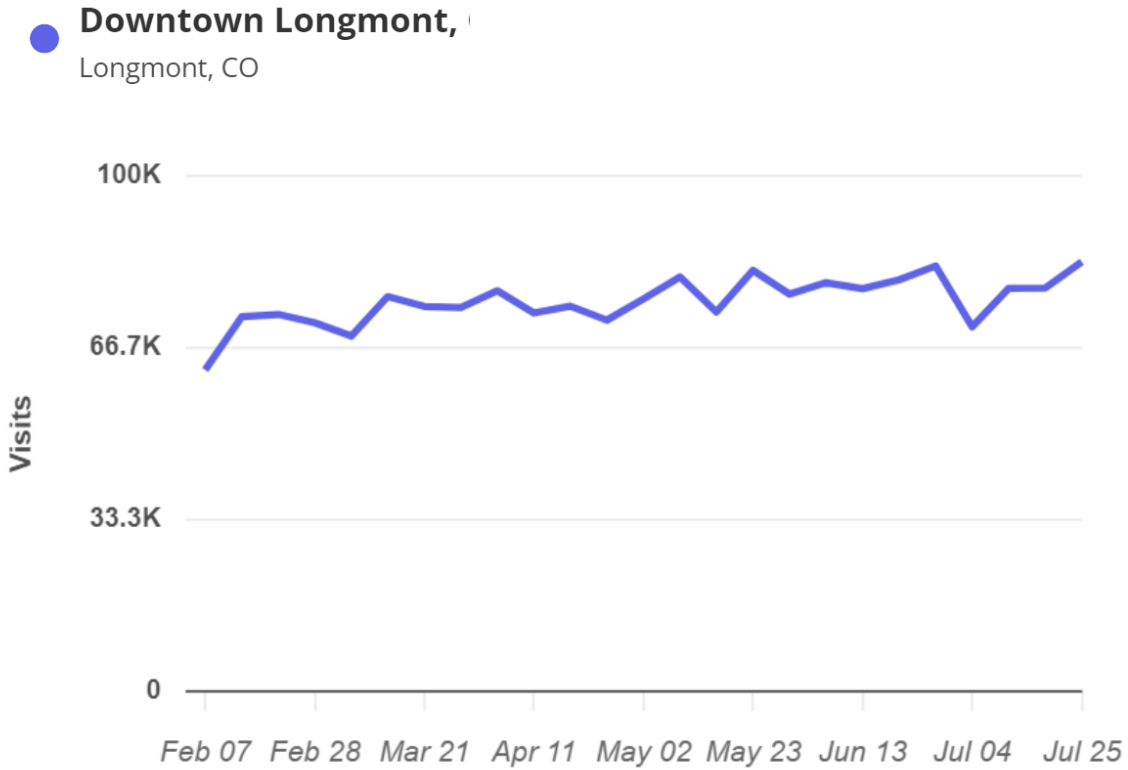
Data provided by Placer Labs Inc. (www.placer.ai)



Property Overview

Feb 1 - Jul 31, 2022

Visits Trend

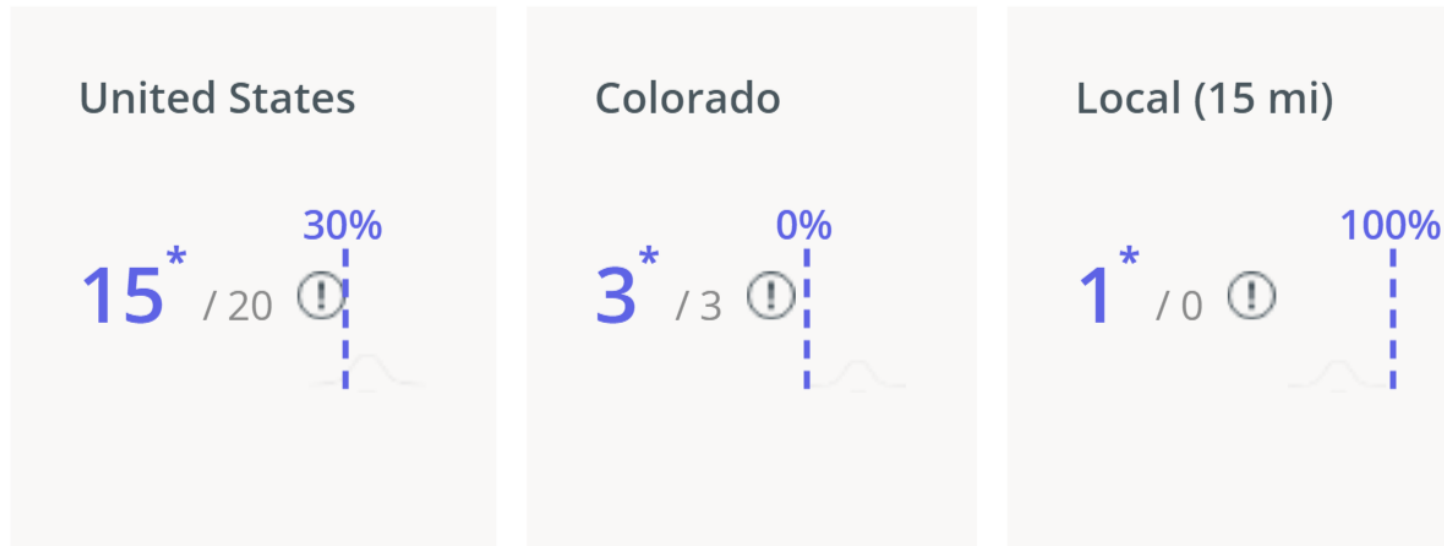


Weekly | Visits | Feb 1st, 2022 - Jul 31st, 2022
Data provided by Placer Labs Inc. (www.placer.ai)



Ranking Overview - Category: Region

● Downtown Longmont, CO / Longmont



Data provided by Placer Labs Inc. (www.placer.ai)



Typical Visitor Persona

Downtown Longmont, CO



Ethnicity **White**

Income **\$75K - \$100K**

Data provided by Placer Labs Inc. (www.placer.ai)

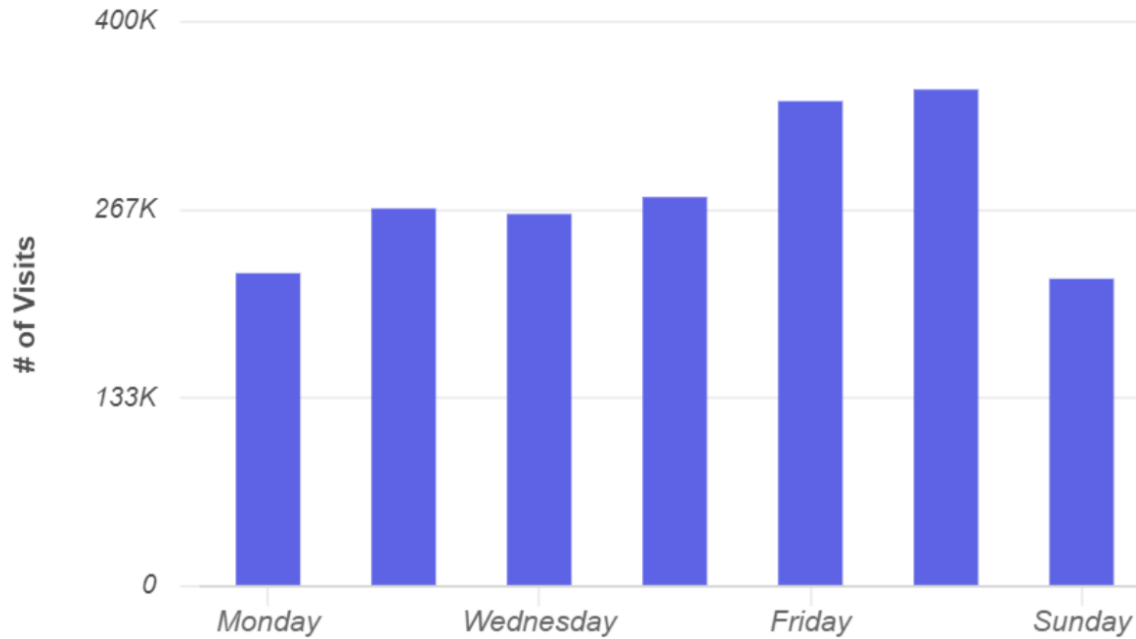


Property Overview

Feb 1 - Jul 31, 2022

Daily Visits

● **Downtown Longmont, '1**
, Longmont, CO



Visits | Feb 1st, 2022 - Jul 31st, 2022

Data provided by Placer Labs Inc. (www.placer.ai)

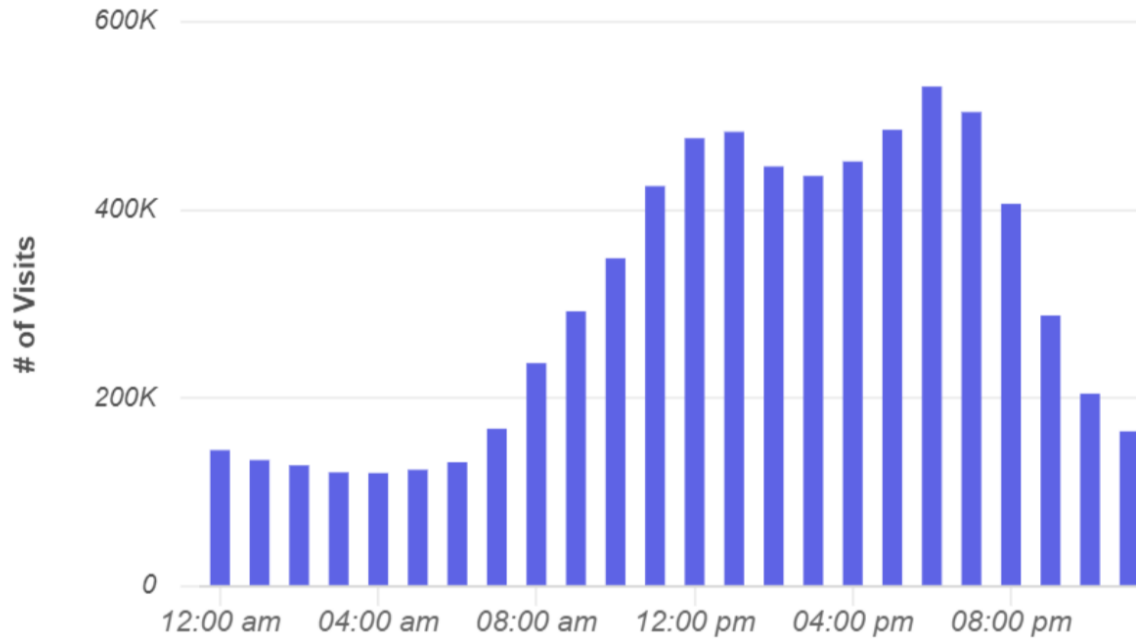


Property Overview

Feb 1 - Jul 31, 2022

Hourly Visits

● **Downtown Longmont, '22**
Longmont, CO



Visits | Feb 1st, 2022 - Jul 31st, 2022

Data provided by Placer Labs Inc. (www.placer.ai)



Property Overview

Feb 1 - Jul 31, 2022

Favorite Places

Downtown Longmont, CO / Longmont, CO

Rank	Name	Distance	Visitors
1	Denver International Airport / 8500 Peña E	31.1 mi	260.6K (55.2%)
2	Village at The Peaks / 1250 S Hover Rd, Lon	1.8 mi	200.9K (42.5%)
3	Harvest Junction South / 205 Ken Pratt Blvc	0.9 mi	175.2K (37.1%)
4	Flatiron Crossing / 1 West Flatiron Crossing	16.1 mi	137.9K (29.2%)
5	Walmart Supercenter Longmont / 2514 Ma	2.8 mi	120.8K (25.6%)
6	Orchard Town Center / 14697 Delaware Str	15.1 mi	112.4K (23.8%)
7	Walmart / 2514 Main St, Longmont, CO 805	2.9 mi	110K (23.3%)
8	Twenty Ninth Street / 1710 29Th St, Boulde	13 mi	108.4K (23%)
9	Walmart / 2285 E Ken Pratt Blvd, Longmont	2.8 mi	105.4K (22.3%)
10	Pumphouse Brewery / 540 Main St, Longm	0.4 mi	104.5K (22.1%)

Category: All Categories | Min. | Feb 1st, 2022 - Jul 31st,
Visits: 1 2022
Data provided by Placer Labs Inc. (www.placer.ai)

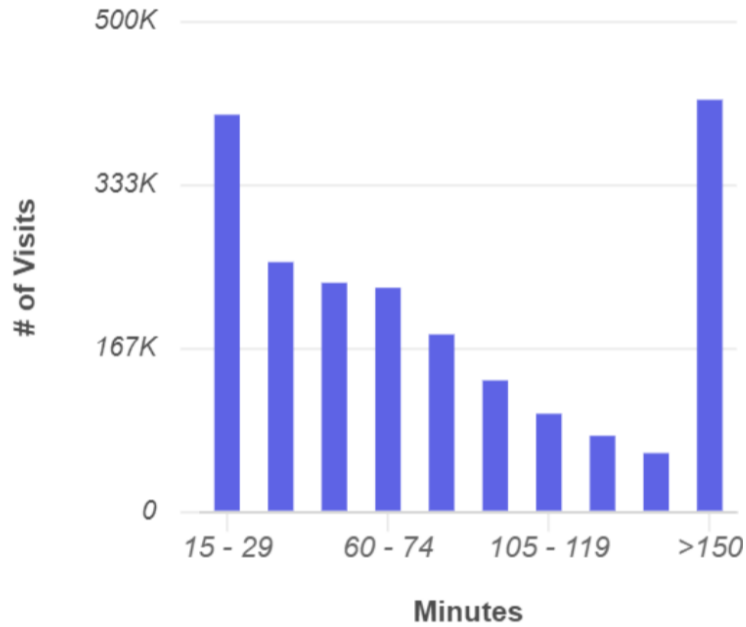


Property Overview

Feb 1 - Jul 31, 2022

Length of Stay

● Downtown Longmont, ' , Longmont, CO



Average Stay

Median Stay

Visits | Feb 1st, 2022 - Jul 31st, 2022

Data provided by Placer Labs Inc. (www.placer.ai)



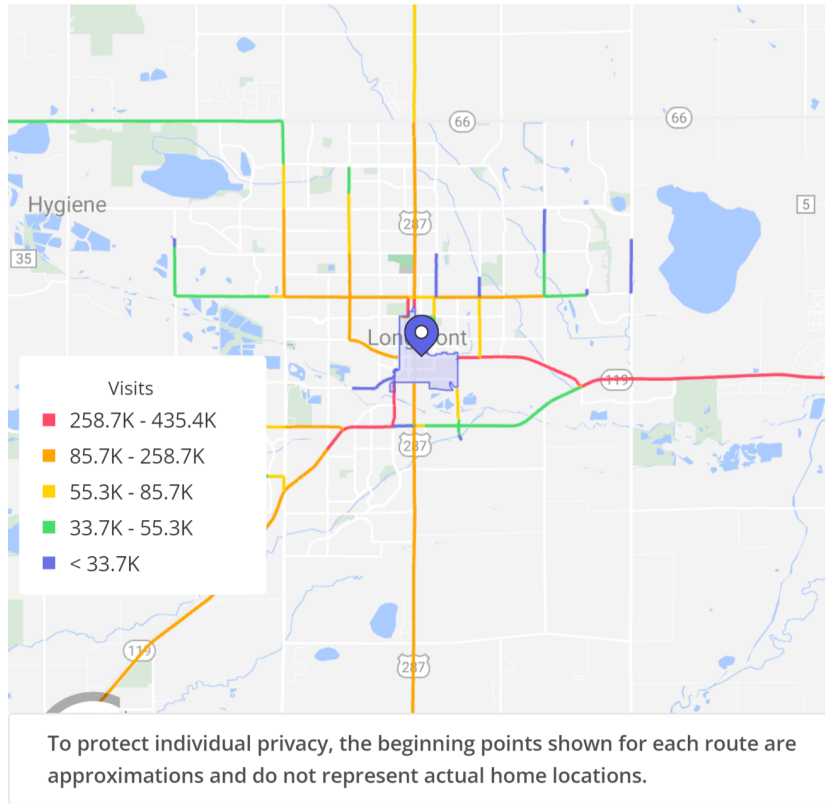
Property Overview

Feb 1 - Jul 31, 2022

Visitor Journey - Routes

To protect individual privacy, the beginning points shown for each route are approximations and do not represent actual home locations.

Dismiss



Journey Direction: To | Feb 1st, 2022 - Jul 31st, 2022
Property
Data provided by Placer Labs Inc. (www.placer.ai)

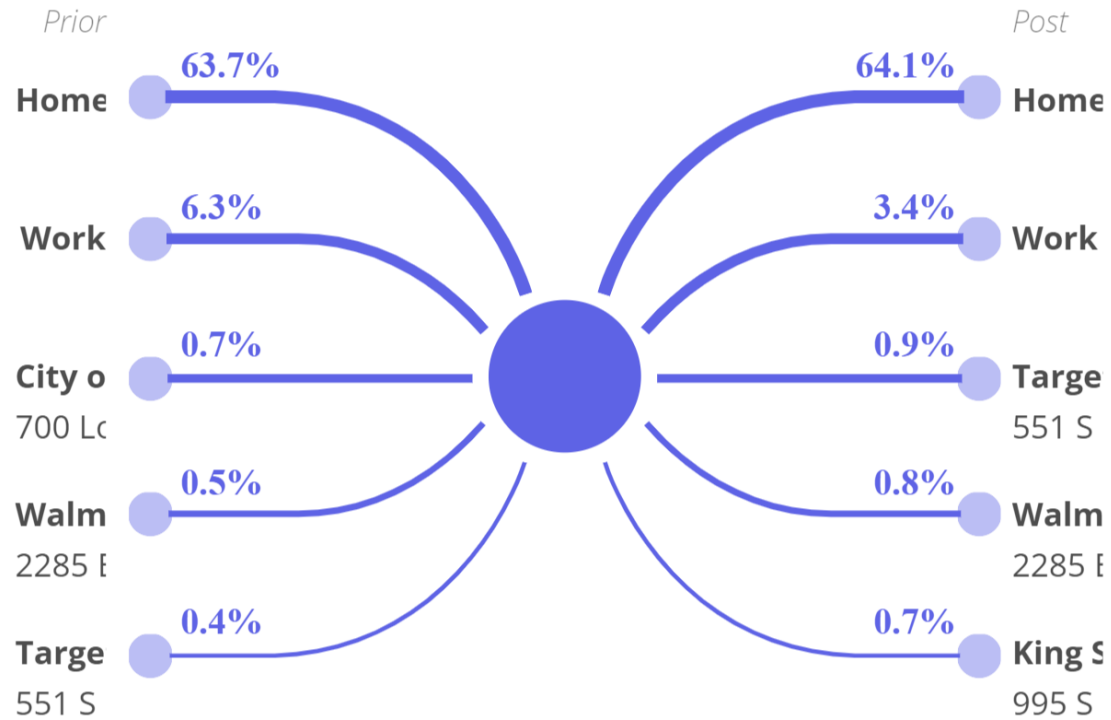


Property Overview

Feb 1 - Jul 31, 2022

Visitor Journey

Downtown Longmont, CO / Longmont



Data provided by Placer Labs Inc. (www.placer.ai)

